

"The Perfect Ten"

Bible Lessons

Written by: Ele Thompson

For Grades 2 and higher

V B S

Monday – God Comes First! Comm. 1 & 2

Tuesday – A Special Name, A Special Day Comm. 3 & 4

Wed. – Respect Parents, Respect Life Comm. 5 & 6

Thursday – No Adultery, No stealing Comm. 7 & 8

Friday – Tell the Truth, Don't Covet Comm. 9 & 10

God Comes First!

Monday
Bible lesson

Focus: to help my students make a commitment to put God first in their lives.
not to love other things more than God.

Materials needed: picture of an idol, large poster of circle with “God first” in the center, Title on paper “God comes first”, picture of Daniel’s 3 friends not bowing down to the idol, workbook pages: “What’s important?” and “Put God first.”

Introduction: Every day we make choices.... Choices that reflect what is important to us. Let’s look at the things on this paper and see what we choose as important to us. (“What’s Important?”) Put a #1 by what is most important to you. Put a #2 by what is next most important to you, and so on. Give them time to fill it in, then discuss.

We make choices! Homework? Or watch TV? What’s most important?

Bible: Today we are looking at the first two, of the ten commandments.

1. You shall have no other gods before me. v.3
2. You shall not make for yourself an idol... You shall not bow down to them or worship them... v. 4

God wants to be first in our lives! He wants us to love, worship, & put Him first in our lives.

*Place title up front “God comes first”

Let’s look at several Bible characters and see if they chose to put God first.

1. Daniel was captured and taken from his family to live in a new land that did not believe in God. Did Daniel choose to keep living for God and obeying His laws? Daniel 1:8 Daniel purposed in his heart that he would not drink the kings wine and rich foods. He had the “guts” to do what he knew would please God.
2. In Daniel 3:12-18 Shadrack, Mechach, & Abednego would not bow down to the 90 feet tall golden statue. They refused to worship a gold statue, (they knew the 2nd commandment!) They knew they would be punished too and still were willing to obey God’s laws!
3. In Matthew 19:16-23 we see the rich young ruler coming to Jesus. He asked Jesus what he should do to have eternal life. Jesus asked first if he had been living by the 10 commandments. He said yes. Jesus can see in our

Read together: Psalm 115:4-8 - "idols can't speak, hear, see, can't trust them.

Ps. 116:1-2 But God hears our prayers

Ps. 135:15-18; Isa. 46:6-7 (If you have time)

Jer. 8:19b – "Why have they provoked me to anger with their carved images, with foreign idols?"

Jer. 18:15 "Because my people have forgotten Me, they have burned incense to worthless idols."

God does not want us to love anything or anyone more than Him. He is the only true God and wants us to worship no other thing!!

Jesus said, "Love the Lord your God with all your heart."

Application: Paper - (target) "God first!" (you could use it as a handout paper if you don't want to make a large poster of it.)

Fill in the paper or poster: What things you love most, put closest to God.

Loving God, money, friends, sports, job, myself, toys, boyfriend/girlfriend, car someday, clothes, house, etc. Discuss poster.

Application stories/ choices:

(See paper entitled: "Put God first!")

1. choice of soccer team
2. choice – swearing
3. choice – money
4. older brother dating a girl. She doesn't want to go to church. She talks him into staying home and watching TV. Is God first in his life, or is his girlfriend?

Your parents choose every Monday morning to get up when the alarm clock goes off. Why? It is important to them to make money at a job so you can have food & clothing, etc. They make a choice of what is important!

You choose too! Do you love God more than anything else? Do you make choices that show your love for God? The rich young man made a poor choice. He chose money over Jesus. Each year as you grow up you will make choices as to whether God will be important to you, whether you will love Him most.

Prayer: Commitment to put God first.... to realize there is nothing else to worship but God and love Him with all your heart.

Extra verses: Ps. 16:8 "I have set the Lord always before me."

Isa. 44:6 "I am the first and the last; besides Me there is no God."


Isa. 45:5 also


Review commandment 1 & 2 – (have the students say them, if there's time).

***Note:** These Bible lessons were written for a 5-day V.B.S.
Thus, the format of teaching two commandments
per day.

It takes about 50 minutes for a teaching lesson.

If you are planning to teach them in Sunday School,
or on Sundays, I would suggest that you separate them
and teach each commandment by itself, for ten weeks.
That way you wouldn't have to cover so much material
at once. And then the lesson time would not have to be
so long.

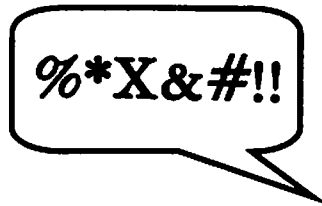






Put God first!

Put God first! That means you make choices that are right and pleasing to God. Look at the pictures. Read the choices. Circle the letter that shows what you would do to put God first. If you have better idea, write it on the line.




1. of your neighbors use swearwords.

You decide to:

- a. play with them, and just keep quiet
- b. stop playing with them
- c. play with them, but ask them to please not misuse God's name and explain why.
- d. _____

2. You want to join the soccer team, but some games will be played on Sunday morning. You decide to:

- a. join the team but read the Bible before each game.
- b. not join the team, but go to church instead.
- c. join, but play only the games that aren't on Sunday.
- d. _____



3. You count the money you've earned.

It's just enough to buy the video game you want. Your mom reminds you that you are to give God 10% of the money you earned. If you

give God 10% then you won't have enough to buy the video. So you:

- a. forget about giving to God and buy the video.
- b. you give 10% to God and keep on saving until you have enough to buy the video.
- c. you ask mom if she will give you the money to give to God so you can buy the video.
- d. _____

A Special Name, A Special Day!!

Tuesday
Bible lesson

Focus: to teach the children that God's name and God's day are both to be treated as special. To choose to honor both by how they live.

Materials needed: 1. a book of baby names 2. picture of girl cussing
3. poster of special holidays 4. picture of worship at church
5. skit - Why go to Sun. School? (Xerox 3 more copies and highlight readers lines) 6. Today's lesson title on paper
7. flashcards – the 7 days of the week

Introduction: Today we are studying commandment # 3, and # 4!

#3 – “You shall not misuse the name of the Lord your God... Ex. 20:7
Look at the shape of the #3. The top bump is using God's name as a bad word. The bottom bump of the 3 is using God's name as a praise word.

#4 – “Remember the Sabbath day by keeping it holy.” v. 8
Look at the shape of the #4. Doesn't it look like the end of a church pew?
That's where we should be on Sundays! And the word “forget” – what word is it's opposite? (Remember)

Today's lesson will be about the 3rd & 4th commandments: Put up lesson title:
A Special Name, A Special Day!

Let's begin with “A Special Name”. Names are special. Our parents gave them to us! Question: Ask some of the students what their full names are. Then get out the baby name book and read a few names as well as the meanings. Our parents chose our name because it was special to them. Now, let's look at God's names.

Bible lesson:

God has special names. He is asking us in comm.. #3 to respect His names and not to misuse them.

Let's take a look at some of the Bible names for God. I believe it will help us understand why they are to be respected.

Names for God:

1. Elohim – God mighty God
2. Yahweh – Lord eternal one (they describe what God is like)
YHWH – the most sacred name of God

3. Adonai - Lord master
4. Jesus – Look up Matt. 1:21 “ name Him Jesus, for He will save His people from their sins.” (Jesus – Savior)
5. the Christ - Messiah, the chosen one

Let's look up a few verses concerning the name of Jesus: (Have each reference written on small papers and pass them out to whoever would like to look them up. Read them.

1. Acts 4:12 no other name under heaven by which we can be saved
2. Phil. 2:10 at the name of Jesus every knee shall bow
3. Rom. 10:9 confess with your mouth the Lord Jesus and you shall be saved (If you will have time, look up Ps. 8:1,9; 9:10, 30:4)

It is easy when people get angry , that are not Christians, to use God's name as a cuss word. They are so upset that they say His names angrily. But taking God's special names and using them in anger is a sin. It is wrong. God can help us find better ways to express ourselves when we are upset.

*Show picture of girl cussing.

Application

Now, does all this sound like a special name that should be respected and honored? Do we have the right to use it as a cuss word? Let's respect His names. ** It is difficult to refrain from cussing if you hear it often at home. Question: How many of you hear cussing every day? Ask God to help you not pick up their bad habits.

Illustration – This summer, June, '06 we rented a Budget U-haul moving van to move our daughter to Reynoldsburg. When we went to pick up the moving van, it had big letters on the side of it that said: “Tip #72 It's okay to curse at heavy furniture.” Is it okay?

(You may add your own personal illustrations, or use mine!)

2nd illustration – We visited our daughter Rachel and her husband Cory in Kansas City this summer. There is a family that lives below them. We could hear the husband yell and swear at his wife and little 3 yr. old girl each day. Is this the way God wants us to treat our family? Will that little girl probably misuse God's name when she grows up?

Prayer: God, your name is so special! Help me to use it respectfully.

Extra: Ps. 72:19 “blessed be His glorious name forever.”

God's Special Day!!

Intro.: In America, we have many special days. Let's name some special days of the year, using the pictures on this poster. (You can either make a large poster of the "Special Days" paper, or just pass out the papers.) Let's fill in the blanks. (Take time to have the kids fill in the special days: Christmas, Easter, birthdays, Thanksgiving, Sunday, Valentine's Day, 4th of July...) We celebrate them because they are special.

Bible lesson: God has set aside a special day. The Jews call it the Sabbath. Christians today celebrate it on Sunday, when Christ resurrected.

Read Ex. 20: 8 – 11 It's the longest commandment of all ten!

God planned way back at creation that there be one day when we rest our bodies and take time to worship Him.

We are to keep it holy. To be holy means it is set apart as special. **So what can we do to keep Sunday a special, holy day?** (Ask for answers)

1. go to church
2. read our bible
3. pray
4. worship with believers
5. learn about Jesus at Sunday school
6. help in the church ministry
7. take a nap
8. visit family
9. enjoy a walk or go to the park

The New Testament tells us that our church is to be like a body that is all connected and working together. I Cor. 12

It tells us that our hearts are to be knit together. Col. 2:2

It tells us to use psalms, hymns, singing to help each other Eph 5:19

It tells us that Jesus went to the temple on the Sabbath to worship, as was his custom, or habit Luke 4:16

He even healed on the Sabbath! Mark 3

It tells us not to forsake assembling together Hebr. 10:25

Application: Where we live, we have church services on Sunday morning, Sunday evening, and Wed. night. That's when I go to church.

If you look at the people who live in America, most of them do not remember Sunday as God's special day. Fifty years ago stores were not opened on Sunday. Today, people don't care about God's special day. They do what they want to on Sunday. God isn't first, they are. Many places expect their workers to work on Sunday. The business world is not living by God's plan for resting on Sunday. It makes it difficult for Christians to keep Sunday a special, holy day. Some of us may have to work. Some of us make

commitments to ball teams and it pulls us out of church. God's ideal plan was for us to rest our bodies on the Sabbath, and take time to worship Him and draw close to Him.

Will you choose to honor God's special day? Choose to be in church on Sundays? Choose to worship him, to learn about him, to read your Bible?

Skits: Choose one of the two options: 1. Make up a short skit & act it out. It's Sunday morning and you gotta get out of bed and get ready for church. But you're too tired. "ohhhh.... I just want to sleep in today." Roll over & go back to sleep. Satan is trying his best to get you to not obey the 4th comm.. He doesn't want you in church because he doesn't want you to learn about living for God. You have to make up your mind that you are committed to be in God's house! And plan to go to bed at a decent hour on Saturday nights!!

Skit #2: "Why go to Sun. School?" (attached) Have some kids help read it.

Choose to keep God's day special.

***The two main reasons God set aside this special day, was for us to rest our bodies, and to worship Him.

*Hold up the flashcard of the 7 days of the week. Say the 7 days together. Then remind them that Sunday is God's special day.

SONG: Choose a part of either one of these: 1. Rascal Flats song - "I miss Mayberry" v. 1 or #2 – Rob Biagi's song "Skip Sleepin' In"


Extra verse – if there's time: Isa. 56:4-7 "Everyone who loves the name of the Lord and keeps the Sabbath I will bring joy and give them my house."

Prayer: God, you set aside one day a week as special. Help me to always keep it as a special day. Help me to be faithful to be in church. I want to honor your commandments. You gave them to us to help us be happy. Amen

Special Days of the Year!



Can you guess from these pictures what special days of the year are my favorites? Fill in the blanks for each holiday.




___ a ___ t ___



___ r ___ a ___




___ r ___ d ___



T ___ k s ___ i ___ g



4th ___ l ___



___ n ___ y



___ e ___ ne's ___ y



You
shall not
misuse the
name of
the Lord
your God.



You!
*?X
+iiX-
it's
=2ii

What's Important

Hi, I'm here to help you measure some things to see what's important to you.
Put a 1 in the box beside what is most important to you.
Put a 2 by the next most important thing.
Keep going until you've numbered all six.



	Getting good grades		Being good at sports		Earning lots of money
	Having lots of friends		Having great stuff		Worshiping & obeying God

Now tell me why the first & second things you chose are important to you.

I chose _____
For 1st place because...

I chose _____
For 2nd place because...

Respect Parents, Respect Life

Wednesday
Bible lesson

Focus: to help the students treat their parents with respect
to help them respect life, realizing we don't have the right to take
someone's life.

Materials needed: 1. workbook page "You're Super", 2. a dictionary
3. cards that say "I will respect you" 4. story – Josie Learns a
Lesson 5. a small squirt gun full of water! 6. a vase with several
lovely flowers in bloom 7. picture of a fetus in the womb

Introduction: Today our lesson is on commandment #5, "Honor your father
and your mother." And comm.. #6, "You shall not murder."
Let's begin with # 5.

****handout the paper – "You're Super"**

Let's think for a few minutes about people who are special to us, that
we really look up to. Who would you say is super special and has an important
position? A sports star? TV star? Music star, president, coach, teacher, doctor,
Governor, principal, mayor, nurse, manager, bank teller, policeman, mailman...
Let the kids respond.

If they walked into the room right now, how would you act? And how would
you treat them? If they were going to come to your house for supper, what
would you do?

****Continue the paper, how you would treat them.**

Give out the dictionary and ask a student to read the definition of "honor."
Honor: "To respect highly."

Bible lesson: God expects children to respect and honor their parents.
God gave parents the responsibility of taking care of you. And He gave you the
responsibility to honor and obey them.

Problem: in our American culture, some people have become very vocal and
bold about speaking their mind. They feel like they can be loud and say
whatever we feel like saying. They are becoming what I call "mouthy" and
disrespectful to those in authority. Let's be careful that we are not treating
our parents this way. God placed parents in charge of your growing up years.
You don't have the right to mouth back to your parents when you don't get your
own way. When you feel they are unfair, you are still to respect them. You

don't have the right to yell and argue. God wants you to respect them. If you need to, count to 10 before you answer them, remember to talk without yelling to explain how you feel, to cool off before you answer...etc. If you think they are being unfair, explain your feelings without yelling. If they say no, respect their decision enough to stop begging, pushing, and whining, and accept their answer!

Bible: Luke 2:41-51 Jesus is at the temple. His parents think he is lost. They were traveling with relatives to go back home when they discovered he was missing. They came back to Jerusalem (on foot) and found Jesus in the temple. The Bible says that Jesus went home with them and was obedient to them all the while he grew up.

*Show the picture of Jesus and his parents.

Read Ephesians 6:1 - "Children, obey your parents in the Lord, for this is right."
Discuss.

Application: Question: What about parents who are abusive? Example: about 8 years ago I taught a lesson on obeying and respecting your parents. When I was finished, a boy in about 6th grade looked up at me and said softly, "How can I respect my dad when he throws me around the walls." (his dad is an alcoholic) That is a difficult question to answer. His dad will answer to God for what kind of parent he was. But children will also answer to God. As best as you can, you should try to respect your parents.

Story: Josie Learns a Lesson, or if you have it - Who Stole the Watermelon?

Pass out the commitment cards. They are titled "I will respect you"
Read the six statements. Ask them to place the card on their dresser or somewhere that they will see it and remember to practice what it says.

**Act out, child hold up glass, may I have more to drink, please?

Oh, excuse me, I didn't mean to bump you.

Yes, mom, I will help with the dishes.

Thank you mom for the nice supper!

Prayer: Lord, sometimes it is hard to be respectful to our parents. Help me to honor them.

Commandment #6 “You shall not murder.”

Introduction: Have a squirt gun inside a bag so the class cannot see it. Pull it out real fast and squirt some of them so they are surprised! Yell, “bang, bang,” as you squirt them! Hopefully they will be quite surprised!!!

Ask: Were you surprised? What if it were a real gun with real bullets?

Bible lesson: Read Prov. 6:16-17 (Things the Lord hates.)

Gen. 4:1-17 the first murder in the Bible. Who killed who?

(Cain killed Abel) Why? (Cain, jealous, angry that God accepted his brothers offering to God.) Cain is driven away as punishment.

Other murders in the Bible: King David had Uriah killed in battle so he could have his wife. Joseph’s brothers planned to kill him, but one brother sold him to save his life. King Saul tried to kill David, but missed.

In the New Testament, Jesus told Peter to put away his sword. Jesus taught us in the gospels to forgive, to be angry with no man, to turn the other cheek and let them hit you, but you not hit back, to love your enemies and do good to them.

Jesus taught that we cannot enter heaven unless we have forgiven everyone. So we have no right to take their life.

Jesus said in Matt. 5:21, “You heard it said of old, you shall not murder, but I say whoever is angry with his brother without cause is in danger of judgment.”

Jesus said that out of the heart comes evil, murders, lies, adultery, that defile a man. (unfit for heaven)

Rom. 1:29-32 murderers, etc. deserve death

Domestic violence: Look up statistics on the internet at www.endabuse.org

Every year 2-4 million women are battered. Six infants and children die each day from domestic violence.

Much violence is a result of watching TV violence. The average American child has watched 100,000 acts of television violence, including 8,000 depictions of murder by the time he or she finishes 6th grade. Penn State Univ. research observed 100 preschoolers before and after watching TV. Those that watched violence were more likely to strike out at playmates, argue, disobey authority, and less willing to wait for things. Williams research – Univ. of British Columbia did research of 1st and 2nd graders from two Canadian towns. The one town had no access to TV because of the mountain range. When they finally received TV access, the hitting, biting, shoving of children increased by 160 %.

Application:

Object lesson: **(NOT for young children)** (objective: to show the awfulness of murder)


Hold a potted flower or vase of lovely cut flowers. Talk about how beautiful they are, how colorful, and how alive. Then grab some scissors and talk angrily saying that you hate them and snip the petals off with the scissors. Keep snipping until the flowers are destroyed and on the floor. Then ask, Wasn't that awful? To destroy those beautiful flowers was awful and I should have never done it!!!!!! That is what murder is like. It is awful, and never to be done! We do not have the right to take someone else's life. To God every person is beautiful, just like the flowers. Never allow anger to be carried to the extent of doing something so awful. Respect life.

Questions that you may need to address with older children:

1. What about the Old Testament killings? God told the Israelites to kill the evil people in the land and take their land. God allowed them to defend themselves and to defend their country by going to war.
2. What about abortion? Ex. 21:22-24 ****Show the picture of a fetus in the womb.** God protects the woman with child, no one is to harm her so that she can give birth. I believe any unborn child, no matter what stage of development is a sacred life.
3. What about suicide? Judas committed suicide. I believe that all of Scripture points to life being sacred and we have no right to end it ourselves.

I don't have all the answers, but I know this. God created us and He is the only one who has the right to end our life.

Prayer: Lord, please help me to respect the life of others. Help me to settle my differences without any hitting. Help me to watch only healthy shows on TV. Help me to grow up to be kind and respectful of others, and of myself.
Amen



Josie Learns a Lesson

Monday mornings were usually a busy time, trying to get everyone ready for school. As usual, Josie and her two brothers, Jason and Jimmy were standing by the door waiting for Mrs. Walker to drive up and take them to school. They had on their winter coats, hats and mittens. It was the Walker's turn to car pool.

"Now remember," Mrs. Woodruff said as the three were standing there. "You are all to come straight home from school today. No one is to go home with a friend. Do you hear me?" Three heads nodded. "I have two good reasons for wanting you home right after school," mother continued. "One is that the weatherman said a snowstorm is coming this way, and the other reason is a secret."

"A secret!" Jimmy cried. "Tell us what it is!" Mother laughed. "If I tell you what it is, then it won't be a secret any longer."

Then the van pulled up and the three said goodbye.

After school Josie came running to Jason and said, "Tell mom I'm going home with Sissy so we can work on pictures for the science project. Sissy's mom said she will bring me home about six o'clock."

"But mom said we are all to come straight home today," Jason said.

Jimmy asked, "Don't you want to know what the surprise is?"

"I'll find out when I get home," Josie said.

"But mom said to come home Josie!" was Jimmy's reply. "You're not minding mother!" Jason said.

"Be good boys and tell mom I'll be home about six o'clock," Josie said. Then she ran off and got in Sissy's car.

Jason and Jimmy knew what the surprise was before they got into the house! There in the driveway was Grandfather's car! "They're here!" Jimmy shouted! "Grandpa and Grandma are here!" "I hope they stay at least a week," said Jason. They came running into the house, and hugged their grandparents. Mom asked where Josie was, and the boys told her where she was.

We all sat in the kitchen and drank warm hot chocolate. Dad even came home early from work so he could be there. Mom was disappointed that Josie wasn't there.

"How long are you staying," Jason asked. "Well", said grandfather, "According to the weatherman a snow storm is coming. So we are leaving in an hour to get ahead of the storm so the roads will be clear."

Jason and Jimmy were so happy to get presents and then it was time to say goodbye.

That evening Josie called. "It's snowing so hard Sissy's mom is afraid to drive me home. Is it alright if I spend the night here?"

"I don't see any other choice," her mother said. "Oh, thank you, mom" Leslie said with delight. "Will you tell me the surprise?"

"Grandma and Grandpa Browning were here," mother said. "Grandma and grandpa are here!" shouted Josie.

"No," mom corrected her, "I said they were here. They left already to get ahead of the snow storm."

Josie started to cry. "You mean they're gone already, and I missed them?" "That's right," mother said. "They won't be back until warmer weather.

Josie wailed, "Oh mom, I'm really sorry I disobeyed you!"

Mother told her that she had punished herself. And it taught her a big lesson. She said she would remember to follow what mom tells her to do from now on.

I WILL RESPECT YOU!

1. I'll say "please" and "thank you."
2. I'll look at you when you are talking to me.
3. I'll wait till you are done talking before I start talking.
4. I'll close my mouth and listen.
5. I'll tell you how I feel without yelling.
6. I'll say "I love you" every day and give you a hug!

I WILL RESPECT YOU!

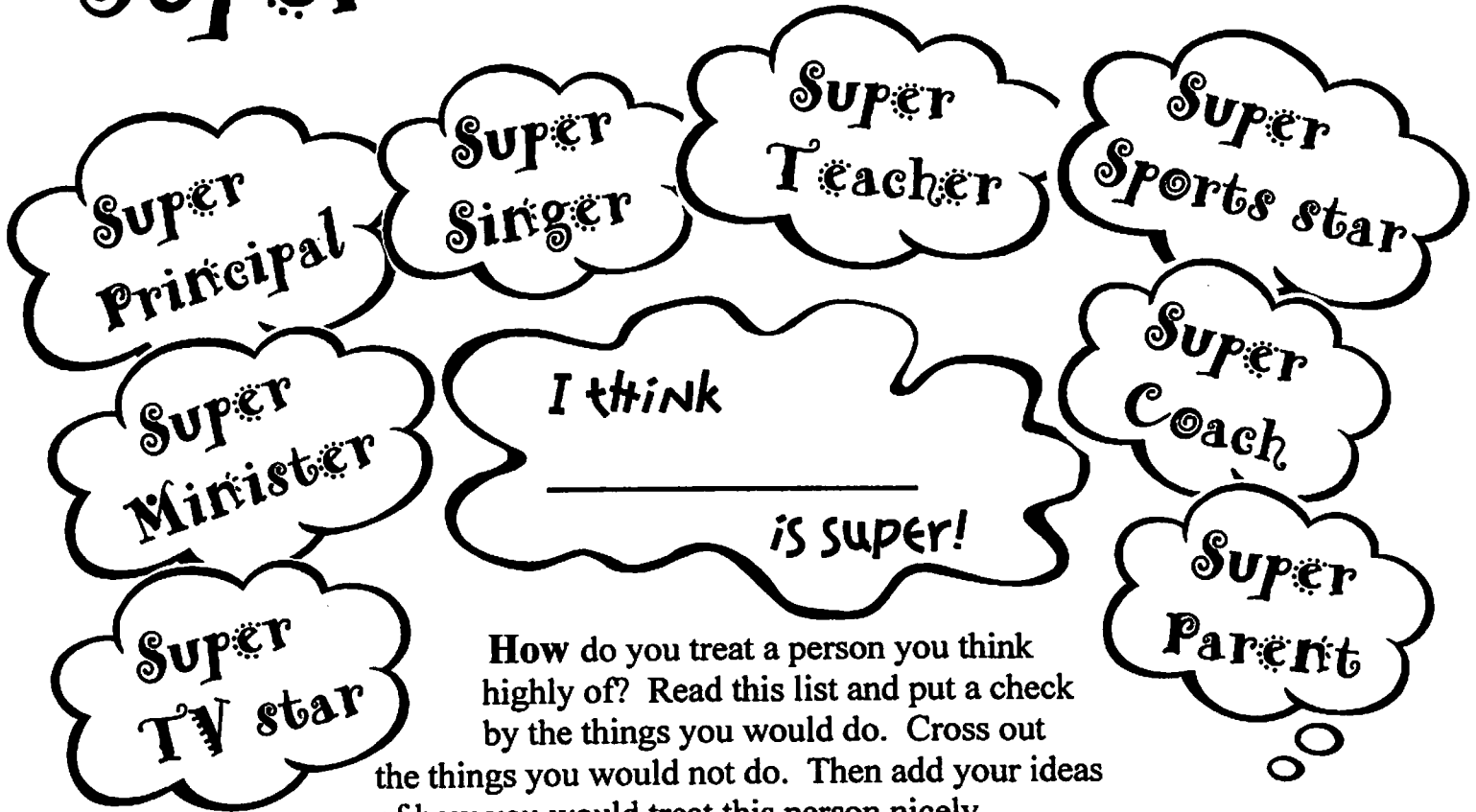
1. I'll say "please" and "thank you."
2. I'll look at you when you are talking to me.
3. I'll wait till you are done talking before I start talking.
4. I'll close my mouth and listen.
5. I'll tell you how I feel without yelling.
6. I'll say "I love you" every day and give you a hug!

I WILL RESPECT YOU!

1. I'll say "please" and "thank you."
2. I'll look at you when you are talking to me.
3. I'll wait till you are done talking before I start talking.
4. I'll close my mouth and listen.
5. I'll tell you how I feel without yelling.
6. I'll say "I love you" every day and give you a hug!

You're Super

What person do you think is super? Someone you think does something special or important. Someone you look up to. Someone you know or someone you would like to meet!



How do you treat a person you think highly of? Read this list and put a check by the things you would do. Cross out the things you would not do. Then add your ideas of how you would treat this person nicely.



- | | |
|---|---|
| <input type="checkbox"/> Be polite. | <input type="checkbox"/> Goof off. |
| <input type="checkbox"/> Don't talk back. | <input type="checkbox"/> Say "sir" and "ma'am." |
| <input type="checkbox"/> Show up late. | <input type="checkbox"/> Give a prize or award. |
| <input type="checkbox"/> Refuse to shake hands. | <input type="checkbox"/> Wear good clothes. |
| <input type="checkbox"/> Listen carefully when they talk. | |
| <input type="checkbox"/> _____ | |
| <input type="checkbox"/> _____ | |
| <input type="checkbox"/> _____ | |
| <input type="checkbox"/> _____ | |



When you look up to someone and treat them in a special way, it's called honoring them. Write down some people you think deserve honor.

No adultery, No stealing

Thursday
Bible lesson

Focus: that my students would understand what adultery is, and that it is sin.
that my students would choose never to steal, to not take anything that does not belong to them.

Materials needed: 1. a wedding picture (yours preferably) 2. video tape of your wedding vows 3. real handcuffs 4. tape "Nancy wins" (story of temptation to steal) 5. song – Decide Never to Steal - Christmas musical "A Churchmouse Christmas" by Lillenas, c. 1994
6. (optional) clip from the movie "Oliver" where he is taught to steal, to pick pockets 7. hematite magnets (purchase at Wal-Mart)
8. paper – "Five Items"

Introduction: Our lesson today is about the 7th & 8th commandments.
"You shall not commit adultery." "You shall not steal." So let's begin with #7:
Hold up your wedding picture. Let the class listen to a short segment of your wedding vows. Talk about the commitment you made when you married your spouse to love each other the rest of your life.

Bible: "You shall not commit adultery." What is adultery? (Since this is a lesson for children, we need to be careful how we define it.) We know the actual definition is someone who is married, having sex with someone other than their marriage partner. Depending on the age of your students, you may want to say it less bold, by saying, "someone who is married but who is not faithful to their spouse." Or, "who goes to bed with someone that they are not married to." You know what would be proper in your church setting.

This commandment is for married people!

God's sacred plan for marriage. Read **Gen. 2:18-25** (leave father & mother and join to your wife and become one.) Also look up **Mark 10:2-9**. Marriage is to be binding for life. That is God's ideal plan. Many people in our country are not Christians, and do not follow God's Word, so when they have problems they choose to divorce. But God's plan is that we love each other and work out our problems. In Matt. 5:27-32 divorce was allowed because of adultery. Again, God's ideal is that we be faithful to our spouse.

You may want to include Prov. 6:20-35 (son, don't be seduced by a beautiful woman) God wants us to wait until marriage, and He wants us to be faithful to our spouse.

Question: Why would God make this commandment? Does he want to stop us from having fun or being content and happy? Ask for an answer. God is actually protecting us! He is trying to keep trust and love in our marriage. He is protecting us from venereal diseases also.

*John 8:3-12 (woman caught in adultery) Look this reference up and read it together. Moses let them divorce because of their hard hearts. But God's plan was that they stay married.

In this story, Jesus writes with his finger in the sand. He says that who hasn't sinned can throw the first stone at her. He told her to go and sin no more! He gave her forgiveness. He called her "woman", giving her respect. He offers love and forgiveness. Sometimes we think that the commandments and God are condemning us. God doesn't say with hate, "obey my laws or you will go to hell." He loves us enough to tell us that these laws are for our good and for our happiness. He is a God of love, mercy. Obeying His commandments bring us joy!

Application: Our country, the USA has the highest divorce rate in the world. People don't want to "stick it out." They don't want to try to work out their problems and differences. They don't want to be faithful or to keep loving their spouse.

A preacher told us that a groom stood beside him at the front of the church waiting for the bride, and the groom said to the preacher, "If this doesn't work, I'll just get rid of her and try another one." That's not love. Love chooses to work on the problems.

In the 1950's divorce was 5 out of 1,000 women.

Now it is 20 out of 1,000 women. Just looking up these statistics I saw two websites, one entitled, "Want an easy divorce?" The other, "divorce lawyer," \$1.00 per day.

God's plan is for us to make a commitment to each other and then be faithful to that for the rest of our life. I understand that there are problems that come up that we never ask for, and we just have to accept them if they happen. For

example, your mate commits adultery and tells you that he or she wants a divorce. You can't do anything about it. It happened to you. This lesson is trying to show God's plan, but is not trying to cause false guilt upon someone who had no choice. God offers love and mercy, so should we.

Let us pray that you will grow up and be careful in choosing a marriage partner. Ask God for His choice for you. And ask Him to help you to love your mate all your life.

****Some people interpret comm.. # 7 to include fornication as well, sex before marriage. God may lead you to include this in your lesson for teens.**

Commandment 8 "You shall not steal." Ask the question: What is stealing? (Taking something that does not belong to you.)

Introduction: Cassette - Listen to a segment of the story of Nancy, being tempted of Satan to steal a pack of gum at the store. Nancy gives in and takes the gum, then as she leaves she turns and pays for it, knowing she can't steal. *If you don't have this tape, just make up a short skit and show a child being tempted to take a pack of gum. Have someone gruffly try to convince her to go ahead and take it, playing the role of Satan's voice.

Ask this question: Why does anyone steal? (answers: because they are poor and hungry, desperate for drug money, an initiation in a club, they don't want to work, for the thrill of trying not to get caught (don't need the money) No matter what the reason, God has established the law that we are not to take what belongs to someone else!

Bible: Joshua 7:21 Achan sins and steals 3 things: a beautiful Babylonian garment, 200 shekels of silver, and a wedge of gold. He hid them in the dirt under his tent, figuring that no one would find out. How do you think Achan felt after he hid them? He was found out of course, and was stoned to death. God did not allow any Israelites to steal.

Eph. 4:28 Let him who stole steal no longer.
I Cor. 6:9,10 thieves, etc. won't go to heaven

Again, God isn't making this commandment to make us unhappy. He is protecting what belongs to us! He is protecting our property!

Application:

Stealing can begin with taking someone else's pencil in school, or a few dollars out of mom's purse. It can get worse – shoplifting....burglary.....robbery. Just decide now – make the choice to never steal!

Story: (a true one that happened to Ele Thompson) I took a team of workers and went on a missions trip. We planned to do a Vacation Bible School for children. Our theme was God's creation, so I had taken some cool things to show the kids. I took my hematite magnets which are fun to throw up and hear them whistle together.

*If you purchased hematite magnets, show them to the kids. Throw them up so the bump together. Be careful to keep them away from computers, or electrical equipment.

Story continued: After showing the magnets to the children and giving them a turn to play with them, I set them up on the platform of their church. I thought no one would see them there. After VBS was over I went inside the church to put everything away and the magnets were gone. I asked the children if anyone had seen them. I even offered a reward if anyone could find them. No response. On Friday, I gave an altar call and about 14 children came forward and said the sinners prayer. On Saturday, we took two van loads of children to the swimming pool. As the children all got out of the van, one girl stayed behind. She said she wanted to talk to me. "I am the one who took your magnets," she said. She explained that since she had prayed and asked Jesus to forgive her sins that she knew she had to give the magnets back to me. I was so touched to think that she had the courage to tell the truth and give them back to me! It sure was proof that she really had asked Jesus into her heart! I thanked her for having the courage to do what is right. I told her that Jesus is so happy that she obeyed his commandments. I gave her a hug and told her I loved her, and that I hoped she would always do what is right.

What about you? Is there something that you would be tempted to steal? Is there something that you really, really want? I didn't say that you would steal, but would be tempted to steal. What object would it be?

*Hold up the paper entitled "Five items" and ask the kids to tell you what items they would not want someone to steal from them. Have them write some of them on the paper.

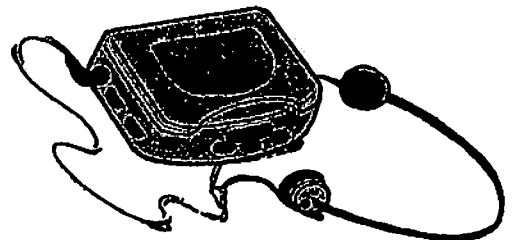
God's Spirit living within us, helps us to resist temptation, and to do what's right. (Not taking anything that does not belong to us)

****Listen to the song – Decide Never to Steal (cassette) (from Christmas musical)**
(If you have it)

Prayer: God, I choose to listen to your commandments. If I am tempted to steal something, help me to do what's right and not take it. If I have taken something that is not mine, help me to return it. I want to please and obey you. Amen.

"Five Items"

List five items
you would NOT
want someone to
steal from you.



Tell the Truth, Don't Covet

Friday
Bible lesson

Focus: to challenge my students to tell the truth, even when it is hard.
and to choose to be happy with what they have, not coveting what others possess.

Materials needed: 1. Disney movie – Pinocchio – have it set at the part where Pinocchio lies to the fairy and his nose grows each time. 2. Disney movie – The Little Mermaid - set at the part where Ariel sings “I want More”
3. workbook page “To tell the Truth” 4. workbook page “Warning Signs”
5. script for Bible story – King Ahab (costumes optional) 6. a tennis shoe
7. piece of heavy cardboard, and a small bag of peanuts in the shells (see story on coveting)

Introduction: Review the flashcards for the 10 commandments, having the class say them as you hold up the numbers.

Today we will talk about commandments 9 & 10.

For commandment #9, show a small section of the Pinocchio movie.
(the part where Pinocchio lies to the fairy) Then discuss it with your class. Did Pinocchio tell the truth? Why did he tell lies?

Object lesson: hold up a tennis shoe. Pull on the tongue. Ask the students what it is called. Then ask what happens if it gets pushed under and isn't in the correct place? Then explain that our tongue also needs to be in the “proper place”, saying what is true.

Bible lesson: Our Bible lesson today is on comm.. #9, “You shall not give false testimony against your neighbor...” In easy English, “don't tell a lie.”

Just mention these “Bible lies” briefly:

1. The first lie recorded in the Bible – Satan lies to Eve Gen. 3
2. Jacob lies to his father. Gen. 27:15-19
3. Rachel lies to her father Gen. 31:30-34
4. Joseph's brothers lie to their father Gen 37:31-33
5. Potiphar's wife lies to her husband Gen. 39:15-18
6. Ananias & Sapphira lie to apostles and to God Acts 5:1-11

Open your Bibles to Genesis 12:10-20 Abraham asks Sarah to lie.

Setting: famine, so they travel to Egypt for food.

Dilemma: Sarah is very beautiful, Abraham is afraid they will kill him so they can have his wife.

SO, instead of trusting God, Abraham chooses to ask Sarah to lie, and tell the Egyptians that she is his sister. God has to straighten the situation out.

*Now turn to Matthew 26:69-75

Peter, after Jesus is arrested, lies three times, saying that he does not know Christ. He was not doubt afraid they would arrest him too. But he lied. Jesus had even predicted that he would do such a thing. Peter wept very hard over what he had done.

Other references: Eph. 4:25 put away lying, let each speak truth

Prov. 12:22 Lying lips – an abomination to the Lord

Prov. 6:16-17 the Lord hates a lying tongue

(You won't have time to look these up)

Application:

Questions: Ask: When is it hard to tell the truth? (when you are afraid of getting in trouble) Are we suppose to tell the truth even when we will be in trouble? Yes! Why would God make a rule like this?

Ask: What would life be like if everyone was allowed to lie to each other? What if your parents were allowed to lie to you, and all your friends? How could you trust them? How would you ever figure out if they are telling you the truth? You see, God gave us this rule for our protection. He wanted to guard our relationships so that we can trust people. We have to be able to trust people! Lying ruins a relationship of trust. God wants us to have truthful, good relationships.

Read workbook page – “To tell the Truth”

*Extra activity – at camp I had more time, and I told read the book, Max and the Big Fat Lie, by Michael Waite, Chariot Books, c.1988

Prayer – God help us to always tell the truth, even when it is hard to do so.

We want to obey your command to never lie, so give us courage to do what's right. Amen

Commandment #10 - “You shall not covet” Two simple words: don’t covet. But millions of Americans are doing it. So if we are not suppose to covet, we had better know what it means, (the definition). From the dictionary, covet means: to long to possess especially what belongs to another. To desire unreasonable or unlawfully.

Introduction: Show the clip of Ariel singing the song, “I want more,” where she is looking at her stash of “things.”

Discuss. Did she have plenty of things already? Did she really need a lot more? Why wasn’t she happy with what she had?

Point: It’s okay to want something else, or wish you had what someone else has. But it becomes wrong when we long for it, and feel we can’t be content until we get it. It is wrong when we think we have to have it.

It is wrong when we disobey God to get it. God wants us to be happy with our own stuff!! We just keep wanting more! That’s wrong.

Bible lesson: I Kings, Ch. 21. King Ahab and Naboth’s vineyard. Read the attached script. You will need to assign parts and costumes ahead of time.

Read Bible story script.

King Ahab coveted Naboth’s vineyard. When your “drama” is finished, ask the following questions:

1. What did King Ahab want? (Naboth’s vineyard)
2. Did King Ahab really need this vineyard, did he already have one?
3. Why did Ahab pout and brood? (sinning – longing for something that does not belong to him)
4. When Naboth said no, what should King Ahab have done?
5. What commandments did King Ahab break? (kill, lie, covet, God first)
6. Why do you think it’s wrong to want what someone else has?
7. What can we do to help us learn to be content with our own things?

Application: Workbook pg. 18 - “Warning Signs” Read and discuss.

Can you give an example of something that you or someone else coveted?

Has there been something you pressed your parents for, acting like you have to have it?

Mention: 1. **Hebr. 13:5 Keep your lives free from the love of money and be content with what you have.**

2. Acts 20:33 Paul's testimony: I coveted no ones gold, silver, or clothes.
3. I John 2:15 Love not the world, nor the things in the world.

When you see lots of "stuff" – say to yourself. "I don't really need that. I can be happy with what I have. I want to please God and obey His commandments.

*Object lesson (if there's time) Story of the African monkeys.

Have a piece of a thick, cardboard box, about a foot square. Cut a hole in the center of it the size of a child's hand, so they can get through the hole, but not get back out of the hole if they have peanuts in their hand.

A story is told of an African tribe that had a special way of catching monkeys. They made a hole in a gourd. A gourd is a melon, like a squash. You can dry them and they turn hard. They made a hole in the gourd just large enough for a monkey to put his paw inside. After they made the hole in the gourd, they filled the gourd with some nuts or fruit. They attached the gourd tightly to a low branch of a tree. During the night, a monkey came by and reached through the hole in the gourd in order to get what's inside. Imagine that the hole in this box is like the hole in the gourd. (Show the cardboard) When the monkey had his hand inside, he grabbed a fistful of goodies. (Have a child put their hand thru the hole in the cardboard and then grab a handful of peanuts from a bag you are holding. When the monkey was ready to run away with the nuts, there was a problem. He couldn't get his hand back out of the gourd. (Have the child attempt to pull their hand back thru the cardboard with a big handful of nuts. They can't fit back through!) If the monkey would have let go of the goodies, he could have gotten away. But he wants them so badly that he hold on to them tightly. He tries all night to get the nuts out of the gourd. But he cannot. So in the morning, he is captured!

Point: People can be just like that monkey. They covet things they want so badly, trying to hold on to the things we want, that we are caught in sin. The Bible says in **Matt. 16:26** "What would it profit a man if he gains the whole world and loses his own soul?" We think that if we have this or that then we will be happy. But it isn't "things" that make us happy. Happiness is inside of us and comes from knowing the Lord.

(adapted from Train Depot materials, lesson 13)


5

Prayer – Lord, help me not to covet the things that my friends or neighbors have. Help me to learn to be content with what I already have. Amen

Altar call

To Tell The Truth

Read the two stories. Decide whether the kids are telling the truth.



As Kaley walked into the kitchen, she noticed a worried look on her mom's face. "Kaley, I can't find the 20 dollar bill in my purse. Would you know what happened to it?" mom asked.

Kaley remembered seeing her sister Leah taking money from her mom's purse. But Kaley didn't know why Leah took it.

Maybe Leah took the money, Beth thought. But Leah is keeping a secret for me. If I tell on her, she will turn around and tell mom my secret, and then I'll be in trouble.

So Kaley answered, "I'm not sure where it could be, but I'll help you look."

Was Kaley being truthful?

On garbage pickup day, it was Dan's job to put the garbage cans at the end of the driveway. His dad had told him to be sure to put them back in the garage after the garbage man came so they don't get blown into the street.



Dan forgot to put them in the garage. The lids blew off and one was run over by a truck. Dan carried them into the garage, worried about what his dad would say.

Later his dad asked him what happened to the lid. Dan shrugged his shoulders, and said, "I put them away."

Was Dan telling the truth?

W

ARNING

S

IGNS

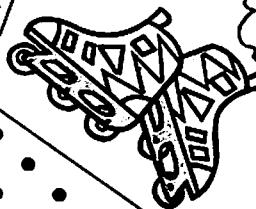
Jan thinks her bike is so great. You just wait. I'll find a way to get a better one.



We all have danger zones – areas where we need to be careful. Do you see any “warning signs” here that you need to stay away from?

Ha! Ha! My new skates are better than yours!

No, your new skates are dorky!



Hmm, that coat is really cool. Mine looks so dumpy.

Danger Zones:

1. Putting others down for what they have.
2. Being willing to do something wrong to get what you want.

Warning Signs:

1. Being jealous when a friend gets something you don't have.
2. Being grumpy and angry when you don't get to buy something you want.

Bible Skit: King Ahab

Lesson: Don't covet.

Friday

I Kings 21

Characters to assign: King Ahab, Naboth, Elijah, Narrator

Props needed: a king's crown (Burger Kings will do) a couple pieces of material to drape across the actors, and a cluster of grapes

In advance: assign the actors (readers) and give them their costuming.

Naboth: Hi! My name is Naboth. (bow) I lived during the Old Testament times of the Israelites. I owned a vineyard, where I raised grapes. (Hold up a cluster of grapes) My grapes made excellent grape juice and wine. My vineyard was right next to the palace of the King of Samaria. His name was Ahab.

King Ahab: I am King Ahab, the powerful king who ruled Samaria. (makes a sweeping motion with his arm, looks proud)
I was walking through my gardens one day, and looked over into Naboth's vineyard. It was a beautiful sight. I decided that I wanted Naboth's vineyard. I talked with Naboth and told him that I wanted his vineyard for my garden.

Naboth: King Ahab told me that he would give me another vineyard or some money so that he could have mine. But I said no. You see, this vineyard was given to me by my father, and his father had given it to him. It had been in the family a long time, so it was very special to me. I did not want to sell it. But King Ahab didn't like my answer.

King Ahab: (angry) I was very upset with Naboth!! I wanted his vineyard for myself. (stomp foot) SO WHAT if it belonged to Naboth's family for a long time? Naboth should let me have it! I pouted and pouted. I went home and lay on my bed and would not even eat any food or talk to people. My wife Jezebel asked me what was wrong. I told her about Naboth not giving me his vineyard when I wanted it so badly. I was very unhappy. (Sigh) Jezebel had a great idea. She said she would fix it so I could get Naboth's vineyard. (rub hands together) Heh, heh, heh!

Naboth: It's hard to think that someone would want my property so badly.
Jezebel wrote letter to the city leaders where I lived. She called for a city meeting

(Bible skit pg. 2)

and put me on trail in front of them. I sat in a chair, and she had men accuse me of doing bad things. But I had not done those things at all!

King Ahab: But my wife's plans worked! I wanted that vineyard, and I didn't care who got hurt! So the men lied, and that got rid of Naboth.

(Naboth – exits)

King Ahab: As soon as Jezebel told me Naboth was gone, I ran down to the vineyard. It was mine! All mine! Yeah!

Elijah: (enters) I am Elijah, a prophet of God! My job in the Old Testament was to listen to God and tell the people what He said. God gave me a message for Ahab, so I went to see him. What bad news he was about to hear! (turn to Ahab) God wants to know what you have done to Naboth? (point finger at Ahab) Why have you taken his vineyard?

King Ahab: (head down, looking ashamed)

Elijah: God said that since you weren't happy with your own gardens, He is going to punish you for taking Naboth's life. What you did was wrong! God is angry with you. He is going to punish you.

King Ahab: I was very upset at this news. I put on my oldest, saddest clothes, and I didn't eat for days. I wanted God to see I was sorry. (walks off sad)

Elijah: God let King Ahab live 3 more years because he had said he was sorry. But then God allowed King Ahab to be killed in battle. Even his descendents were punished. God wants us to each be happy with what we have. Some people have more than others. But God expects every one of us to be happy with what we have. Wanting the things others have can lead to wrong choices and to sin.

Narrator: That's the tenth commandment. Say it with me: Comm. #10 – "Don't covet." Be happy with what you have!