


VBS MUSIC

'06

1. Theme Song – The Perfect Ten
(Angels Aware CD, Ariose Music Group, 1984)
2. Prayer Chorus – Love the Lord Your God
(Bible Song Sing-Along, Maranatha Kids, c. 88)
3. Songs:
 - Commandment #1 – God is Number One
 - Commandment #2 – Don't Bow Down to Idols
 - Commandment #9 – Tell the Truth
 - Commandment 10 – Never Covet – Chorus only
(God's Top 10, Brentwood kids, 1996)
4. Optional – Puppets
 - Commandment #3 – God's Name is Holy
chorus only
 - Commandment #4 – God's Holy Day
chorus only

* Please note: We used a different theme song than the one on the tape of "The Perfect Ten". Also note that you cannot sing all the songs since there are so many! Several songs are not as appropriate with today's kids – such as # 8 (Don't steal)

The Perfect Ten



**In a cloud of fire and smoke
A mighty voice of thunder broke
As God descended to the mountain top.
High upon Mt. Sinai
He gave the rules we should live by
As God gave out the "shalts"
and "thou shalt not"s.**

- Number one – We’ve just begun,
God should be first in your life.**
- Number two’s the idol rule,
Those graven images aren’t nice.**
- Number three – God’s name should be
never spoken in jest.**
- Number four – The Sabbath’s for
our worship and for rest.**
- Number five – We all should strive
to honor father and mother.**
- Number six – Don’t get your kicks
from killing one another.**
- Number seven – Life is heaven
when you’re true to your mate.**
- Number eight – Don’t steal and break
this rule for goodness sake.**
- Number nine – Don’t be the kind
who goes around telling lies.**
- Number ten – Don’t covet when you see
your neighbor’s house, or wife.**

**That's the list and God insists
we stay away from these sins.
That is why we memorize
commandments one through ten.**

**The Perfect Ten, The Perfect Ten,
They're just as true as they were
way back when,
God gave the Perfect Ten, the Perfect Ten,
*Let's say them once again.**

~ Repeat ~

***God gave the Perfect Ten.
1, 2, 3, 4, 5, 6, 7, 8, 9, The Perfect Ten!**

Motions for the Perfect Ten song:

- #1 - hold up one finger**
- #2 – hold up 2 fingers, “graven images – hands up, then bowing down.
“aren’t nice” – hold up 1 finger, move back and forth once**
- #3 – hold up 3 fingers, “never spoken in jest” – finger to lips and then out**
- #4 – hold up 4 fingers, “worship” – hold up hands and wave them
“rest” hands folded under head**
- #5 – hold up 5 fingers, “father” – hands to one side – one clap
“mother” – hands to your other side, one clap**
- #6 – hold up 6 fingers, use fingers to shoot a gun**
- #7 - hold up 7 fingers, point to your ring finger**
- #8 – hold up 8 fingers, point index finger and shake it like you are
scolding someone, (shake it from your left to your right)**
- #9 – hold up 9 fingers, cup hands on your mouth, move head like you are
whispering**
- #10 – hold up 10 fingers, then make a square house with hands, then
the curves of a woman’s figure**

Chorus – clap – first few lines- “That’s the list”

**“The perfect ten” - snap fingers on your right side (on the word “ten”), then
left side on the word “ten”, and continue back and forth.**

You shall love the Lord your God

**With all your heart
And with all your soul**

**With all your strength
And with all your mind**



And love your neighbor as yourself.

Luke 10:27


"You shall love"

Prayer chorus - with ribbons

(one ribbon in each hand)


You shall love  the Lord your God  


With all your heart (both rings on your heart)

And with all your soul (move rings around in 2 opposite circles in front of your )

With all your strength (muscles)   and with all your mind  
(arms straight out)







And love your neighbor (2 large circles around twice)  

As yourself (cross arms to hug yourself) 

You  shall love (both rings on your heart)

The Lord   your God  

(music interlude)


1st child  then 2nd follows  then 3rd 
Do opposite, after each other -   

(angel music)




Turn around - as you go, wiggle the ribbon up and down, be squatting at end

(Stand)

You shall love  the Lord your God  


With all your heart (rings on heart) and with all your soul - (move 2 rings around in opposite circles in front of your )



With all your strength (muscles)   and with all your mind  

And love your neighbor (two large circles around twice) as yourself 
 

(Music)

Throw out right arm with ribbon and take one step with right foot at same time 

Throw out left arm with ribbon and take one step with left foot at same time 

Throw out both arms with ribbons and drop slowly to your knees, bow your head.  

1

God is Number One !

1

God is number One, have no other gods before Him;
He's the Mighty One, have no other gods before Him.
God is number One, have no other gods before Him;
He's the Mighty One, have no other gods before Him.

God's number One, He won't be number two;
He loves you more than anybody else can ever do.
God's number One, so here's what you can do;
Just love Him with all your heart and mind
And soul and muscle too.

1

God is number One, have no other gods before Him;
He's the Mighty One, have no other gods before Him.
God is number One, have no other gods before Him;
He's the Mighty One, have no other gods before Him.

God's number One, He's the Lord of all,
The Everlasting Ruler of both big and small;
God's number One, He is on the throne;
There is no other god like Him for He is God alone.

God's number One, He won't be number two;
He loves you more than anybody else can ever do.
God's number One, so here's what you can do;
Just love Him with all your heart and mind
And soul and muscle too.

1

< God is number One, have no other gods before Him;
He's the Mighty One, have no other gods before Him.

2. Don't Bow Down to Idols



**In the olden days people used to bow and pray
To the idols tall, fat, medium and small.
They would bow and grovel down on their knees,
Slobber on their idols and kiss their feet.
What a silly sight, you can see it did no good!
For the statues were made of metal, rocks and wood,
And bending down kissing idols toes,
They might as well been worshipping their play dough!**

**So, don't bow down to idols, idols don't love you,
Don't bow down to idols, that's commandment # 2;
Don't bow down to idols, idols are a joke,
Don't bow down to idols, they'll go up in smoke!**

**Maybe we don't bow down to idols made of stone,
But we don't always love God and God alone.
'Cause we love our stuff and ourselves and our
things, and we idolize people on T V !**

**So, don't bow down to idols, idols don't love you,
Don't bow down to idols, that's commandment # 2;
Don't bow down to idols, idols are a joke,
Don't bow down to idols, they'll go up in smoke!**

Don't bow down to idols.....

9. Tell the Truth!

**You got to, you got to, you got to, you got to,
You got to, you got to, you got to, you got to,
You got to, you got to, you got to, you got to,
You got to, you got to, you got to, you got to
Tell the truth, always tell the truth,
Tell the truth, always tell the truth,
Don't be tellin' lie-ee-i-ee-ies.**



He did it!

**Truth is not a rubber band,
It won't stretch and it won't bend
So tell the truth, always tell the truth.
A lie is like a boomerang
It'll come back and bonk your brain,
So tell the truth, always tell the truth.**

**Someday you'll be thinking,
Maybe just daydreaming a little bitty scheming lie.
But you know deceiving only ends up bringing
Trouble heaped up to the sky.
So tell the truth, always tell the truth,
Tell the truth, always tell the truth,
Don't be tellin' lie-ee-i-ee-ies.**

**Don't tell lies about your friends,
It'll just hurt them in the end,
So tell the truth, always tell the truth,
You will know the truth, you'll see**


**And the truth will set you free,
So tell the truth, always tell the truth.
Someday you'll be thinking,
Maybe just daydreaming a little bitty scheming lie.
But you know deceiving only ends up bringing
Trouble heaped up to the sky,
So tell the truth, always tell the truth,
Tell the truth, always tell the truth,
Don't be tellin' lie-ee-i-ee-ies.**

**You got to, you got to, you got to, you got to,
You got to, you got to, you got to, you got to,
You got to, you got to, you got to, you got to,
You got to, you got to, you got to, you got to,
TELL THE TRUTH!**

10. Be Above it, Never Covet

Never covet, be above it,
Coveting will get the best of you;
Never covet, be above it,
Remember all that God has given you, you, you!


Greedy Gus sees people's stuff
And really starts to love it,
C-O-V-E-T, C-O-V-E-T, C-O-V-E-T,
Boy, he loves to covet.
'Cause when you want another's stuff,
That's what it means to covet
C-O-V-E-T, C-O-V-E-T, C-O-V-E-T,
Boy, he loves to covet.



Greedy Gus has got to learn
God's tenth commandment,
Don't C-O-V-E-T, don't C-O-V-E-T,
Don't C-O-V-E-T, never, never covet.



Never covet, be above it,
Coveting will get the best of you;
Never covet, be above it,
Remember all that God has given you, you, you!



For the puppets to sing:

Lord

3. God's Name is Holy

God

**God's name is holy, God's name is holy,
God's name is holy, Holy is His name.
God's name is holy, God's name is holy,
God's name is holy, Holy is His name.**

Jesus

**Treat God's name in a special way,
Never say God's name in vain;
Say what you mean and mean what you pray,
Treat God's name in a special way.**

**God's name is holy, God's name is holy,
God's name is holy, Holy is His name.**

Christ

**Treat God's name in a special way,
Never say God's name in vain;
Say what you mean and mean what you pray,
Treat God's name in a special way.**

**God's name is holy, God's name is holy,
God's name is holy, Holy is His name.
God's name is holy, God's name is holy,
God's name is holy, Holy is His name.
Holy is His name. Holy is His name.**

Jehovah

For the puppets to sing:

4. God's Holy Day

**Hey, hey, hey, it's God's holy day,
We can sing and pray on God's holy day.
A day of rest, a day of peace, spending time
With family, On God's holy day. Hey, hey, hey!**

**It's a great day to love your neighbor,
It's a great day to serve your Savior,
It's a great day to rest from all your work, aah;
It's a great day to read your Bible,
It's a great day to have revival,
It's a great day to see your friends at church.**

**Hey, hey, hey, it's God's holy day,
We can sing and pray on God's holy day,
A day of rest, a day of peace, spending time
With family, On God's holy day,
Hey, hey, hey!**



**When God finished His creation,
He made time for relaxation,
By giving us the Sabbath day;
He said, "It's a great day for celebration,
resting and rejuvenation,
It's a great day to dance your blues away."**

Clip Art for Decorating!!!!

1. Clip art of animated Moses holding the stone tablets. Glue on bright strips of poster board beside the numbers 1, 2, 3, 4, 5, 6, 7, 8, 9, 10




12345678910



2. Xerox stone tablets in bright colors. Use them to decorate.
3. On restroom doors: Make 4 inch numbers, 1 – 10. Cut out individually and glue on bright squares of construction paper. Use plastic tac to put the ten squares on the door!
4. Have each classroom be a different commandment. (Smaller churches could select two commandments for each class) Put this commandment on their door (large) and also put it on the end of the pew where they will sit each day of VBS.



5. Bulletin board idea:



6. Bulletin board idea: "The Perfect Ten"

Moses holding the stone tablets. Numbers 1 – 10 for border.


7. Platform of the sanctuary:

Paint a large backdrop of a mountain, with Moses holding the 10 comm.

We took clip art of a mountain and Moses from a coloring book, and made an overhead transparency of it. Then you can use your overhead projector to make it any size you want by projecting it on your paper. We made an 8 foot mountain! Here is a picture of ours:





8. On walls: Make an overhead transparency of the 1-10 on your flashcards, and trace them large onto poster board. Paint in bright colors. Put along the wall in the sanctuary, with the Scripture at the bottom.
9. Make a large poster board of the 10 commandments stone tablets, with the 10 commandments inside.
10. For the walls, enlarge the numbers 1-10 to about 7 or 8 inches tall. Glue each one individually onto different colors of poster board. Put them at all angles on the wall!
11. Take John 14:15 and enlarge the words to about 4 inches tall. Cut each word out and glue it to colored poster board. Place on the wall. (See next page)
12. **T shirts!!!!** Take the T-shirt pattern and have it printed on colored T- shirts!
13. For taking the offering, have someone build a wooden or cardboard stone tablet. Ours is about 2 feet tall and 3 inches wide. It has a slot for dropping your money in from the top, like a piggy bank. Kids came by and put their offering in. Then later we opened the slot along the back at the bottom to get the \$ out.



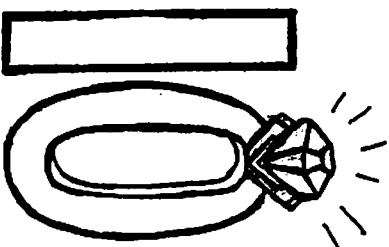

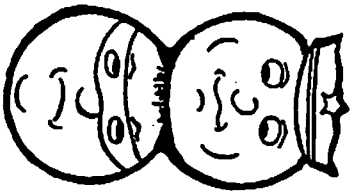
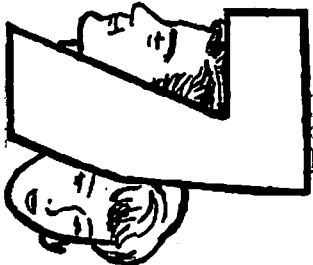


The Perfect Ten



st




get


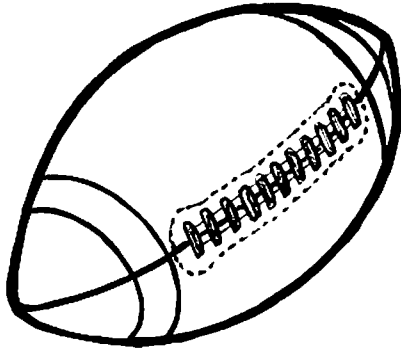


T-shirt pattern

Enlarge to 8 ½ " across for adults




Bulletin board trim – Xerox to go around the board. Color “Rules of the Game”



1 2 3 4 5 6 7 8 9 10

1 2 3 4 5 6 7 8 9 10



JESUS SAID,

"IF YOU LOVE ME,

KEEP MY COMMAND

MENTS."


JOHN 14:15

“Explaining the Shapes”

Use the following clip art for these uses:

1. To enlarge for bulletin boards, etc.
2. To put on T-shirts!
3. To give out to teachers so they learn them.

THE TEN COMMANDMENTS



Ideas from: Global Visuals, Box 281, Wadsworth, OH 44281

**1. You shall have no other
gods before me. v. 3**

**2. You shall not make for
yourself an idol... You
shall not bow down to
them or worship them...
v. 4, 5**

**3. You shall not misuse the
name of the Lord your
God... v. 7**

**4. Remember the Sabbath
day by keeping it holy.
v. 8**

**5. Honor your father and
your mother... v. 12**

**6. You shall not murder.
v. 13**

**7. You shall not commit
adultery. v. 14**

**8. You shall not steal.
v. 15**

**9. You shall not give
false testimony against
your neighbor. v. 16**

**10. You shall not covet...
v. 17**

Exodus 20:1-17

NIV

The Ten Commandments

The Ten Commandments “Explaining the Shapes”

Be sure to read this page before explaining the 10 commandment numbers to the children!

To help children remember the ten commandments, use the shape of each number:

- 1 – God wants to be **FIRST** in your life. So have no other gods before Him.
- 2 – The man is bowing down on his knees, praying. Don't bow down to idols.
- 3 – The two humps of the three are two faces. The top one is cursing. We are commanded not to do that. We are to use God's name in praise, as the bottom hump of the three does.
- 4 – What is the opposite of 4get? (forget) **Remember!** Remember the Lord's day by keeping it holy. Look at the 4. Does it look like the end of a church pew? Remember to go to church on Sundays.
- 5 – When we think of honor, we think of a crown for a king. God asks us to honor our parents.
- 6 – Don't murder! (shape of a gun) You don't have the right to take someone else's life.
- 7 – See the man and woman? They are married. They promised to love each other. The man is not to love another woman and the woman is not to love another man.
- 8 – The two circles of the 8 – a policeman will take a robber to jail if he tries to steal.
- 9 – See the 9's tongue? We are not to use our tongue to tell a lie or falsehood. We are to tell the truth!
- 10 – See the diamond ring? I am not to long for the things that other people have or own. I need to be happy and content, not acting like I can't be happy unless I have what _____ has.

Puppet skits for VBS on the 10 commandments



1. Day 1 – The 10 commandments
2. Day 2 – Commandment 3 (God's name)
3. Day 3 – Commandment 5 (honor parents)
4. Day 4 – Country Commandments
5. Day 5 – Commandment 9 (don't lie)

These skits may be adapted by using people instead of puppets!

Skits written by: Ele Thompson

VBS Puppet Skit – 10 commandments

Day 1 - Monday

Jeremy - 10...9....8...7....6....

Holly - Hey! Are you playing “hide and seek”?

Jeremy - Shhh! Don't interrupt! 10, 9, 8, 7, 6, 5, 4, 3, 2, 1 Ready? It's time for VBS!!!!

Holly - Yeah!!!! Let's have lots of fun!

Jeremy - Yes, I plan to have fun. But I wonder how much you will learn.

Holly, do you know your 10 commandments?

Holly – (hesitate) Yeees.... I think so. Don't steal. Don't murder....

Jeremy –Wait a minute. Start with the first one! What's the first one?

Holly - Ummm... I'm thinking..... Do unto others as you would have them do unto you.

Jer. - That's a good try, but not it.

Holly - I think it starts with “Thou shalt not.

Jer. - You know what I think? I think you'll know it by the time VBS is over today!

Holly – Really?

Jer. – We're going to learn about the first two commandments today.

Holly – Oh good. Well....

Jer. - Well what?

Holly - Well, what is the first commandment?

Jer. – It's a secret.

Holly - No it isn't!

Jer. – I'll give you a clue. Look on the walls in here and you'll see it!

Hey. One of you kids, help her out! Katie, what's the first Commandment?

(Katie - “You shall have no other gods before me.”

Jer. - Good job. It's time! 10, 9, 8, 7, 6, 5, 4, 3, 2, 1 It's time to sing!

(lead singing)

Puppet Skit - Commandment 3

Day 2 - Tuesday

Granny - Hello Grandad! I have good news! Susie had her baby!

Grandad - Was it a boy or a girl?

Granny - It was a girl! And she has lots of hair. They said she was so beautiful!

Grandad- What did they name her?

Granny – Oh, it's a pretty name.

Grandad- What name?

Granny – I really like the name they picked.

Grandad- (loudly) What name?

Granny - I'm thinking, but I can't remember!

Grandad - Was she named after you?

Granny - How did you know! They named her Esther after my middle name!
I feel so proud!

Grandad – What does Esther mean?

Granny - It's a Persian name and it means a "star."

Grandad – I know a name that has a really special meaning.

Granny - What name is that?

Grandad – The name of Jesus.

Granny - Oh, yes.

Grandad – God picked the name out and told Mary & Joseph what to call him.
Jesus means "savior". He came to save us from our sins.

Granny – That makes Jesus name very special.

Grandad - Yes, that's why I don't like to hear anyone use it as a swear word.

Granny - Me and you, we can use it as a praise word. Jesus, we praise you
this morning for saving us from our sins. You are so good to us, and we
love you!

Grandad - Amen to that!

Puppet Skit – Commandment 5

Day 3 - Wednesday

Seymour – Yippie! Yippie! Mom says I can go with Jason to Kings Island this week!! I'm so excited!! (Bark)

Zeb - I wish I could go.

Seymour – Hey, Zeb, just go ask your mom and dad. Jason would let you come too. Just go ask!

Zeb - I don't think I'll get to go. My mom is usually mean.

Seymour - Zeb! Now you just go ask her.

Zeb - Okay. Be back in a minute. (exit)

Lisa – (enters) Hello Seymour. Do you know what happened to me this morning?

Seymour - You ate a cricket? Or maybe too many crickets?

Lisa - No. My dad came in to my room, in the tree, and he told me that I have to gather more sticks today for our house. And it has to be done by the time he gets home from work. How do you like that! Does he think I'm his personal slave? (mimick) Lisa, do this, do that.)
I should start charging him money for all these chores.

Seymour - Now, now, parents have good reasons for wanting us to help.

Lisa - It sounds like you are on their side!

Seymour - I'm not on anyones side. I just think a little work isn't going to kill you. Your dad loves you.

Lisa – If he loved me he wouldn't make me do work.

Seymour - He's teaching you to be a good worker and not a lazy bum, just laying around sunning yourself on that tree limb. So quit whinning and just do it!

Lisa – Whining! Some friend you are. (mumble) Just go to work. EXIT

Seymour - My mom & dad give me chores to do. They say its good for me!
And I know they are right.

Zeb - ENTERS (disgusted) I told ya. Mom said no I can't go to King's Island.

Seymour - Oh, that's too bad.

Zeb - I think I should just sneak out of the house and go anyway. (loud)
I never get to do anything!! Just clean my room. Set the table.. Go
get the newspaper.. My mom is mean. She probably does it just to
make me cry.

Seymour - Wait a minute! You shouldn't talk about your mom like that!
I remember her letting you spend the night, and taking you to get
icecream, and going on vacation. You are suppose to respect her
and obey her.

Zeb - I don't need you telling me what to do.

Seymour - Why did she say you couldn't go?

Zeb - Because grandma & grandpa are coming for the weekend and we
have to clean the house and bake a cake. Mom thinks I might get
lost if I go. I'm not 3 years old anymore!

Seymour - Those are all good reasons Zeb. She loves you, you know.
Maybe they will take you to Kings Island later.

Zeb - She said she would talk to dad about taking me later.

Seymour - Zeb, you have a good family.

Zeb - I know, I know. Commandment # 5. I shouldn't have said those
things about my mom. Sorry.

Seymour - I understand. C'mon! Let's go play in the back yard.

(We used animal puppets on this skit)

Country Puppet Skit - 10 commandments

Day 4 - Thursday

(use bandanas and hillbilly accents)

Allie – Good mornin’ ya’ll!

Brennan – It’s another sunny day for VBS!

Allie – And we’re learnin’ our 10 commandments!

Brennan – I know all 10 of them already. Do you know yours?

Allie – I sure do! (he he) In my own style. (clear throat) “The Ten Country Commandments.”

1. One God
2. No Idols
3. No cussin’
4. Sunday go to meetin’
5. Honor Pa and Ma
6. No killin’
7. No hanky panky
8. No stealin’
9. No gossipin’
10. No wantin’ neighbors things

Brennan – That was a little different than the way I say them, but I guess it will do. Let’s have one of the kids say them for us. _____,
(leaders name)

choose a volunteer to say their 10 commandments for us! (give a prize)

Puppets exit

Puppet skit – Commandment 9

Day 5 - Friday

Jeremy - Liar, liar, your pants are on fire, your nose is long as a telephone wire!
(angry)

Granny - Jeremy! Why are you talking to your friends that way! What is the matter?

Jeremy –(angry) Grandma, Zeb lied to me. He lied! And I'm supset because he should never lie to me!

Granny - What is it that you think he lied about?

Jeremy – Well, it's like this. Zeb said he was having me over to sleep in his new tent Friday night. He said it was going to be just me and him because I'm his best friend. He said later on he would invite the other guys and have them sleep over.

Granny – Keep explaining.

Jeremy – Well, I was riding my bike a few minutes ago and here comes Eric. He tells me that Zeb invited him and Adam to spend the night Fri. in His new tent with us..... (angry) He lied to me!

Granny – First of all, you can't jump to the conclusion that he lied to you. You have to first go talk to him and ask him about it. Tell him what Eric said, and let him explain.

Jeremy - Well, I call that lying to your best friend. And I don't even want to talk to him!

Granny – But he is your best friend and he deserves to get a chance to explain. Are you sure you are not just jealous that you have to share the new tent with the other boys?

Jeremy – Grandma! I guess I'll go talk to Zeb.

(Granny & Jeremy exit)

(Jeremy enter, then Zeb)

Jeremy - Zeb, you told me that you weren't inviting the other guys to spend the night in the tent. What's going on?

Zeb _ Well, I had planned to have you over first, but mom didn't know that. She invited them too.

Jeremy – Oh, so you didn't know she had invited them?

Zeb - No, but it will be okay.

Jeremy – That's alright. We'll have just as much fun.

Zeb – Thanks for being a good sport about it.

Jeremy - What are friends for?

Zeb – C'mon, let's go get our sleeping bags!

(exit)