

# ***The Perfect Ten***

## ***VBS materials***




By: Ele Thompson  
2006

You will find the following materials on this website,  
compliments of the General Christian Education Department.

1. Bible lessons for Kindergarten & First Grade
2. Bible lessons for Elementary & Jr. High combined
3. Bible memorization
4. VBS Fliers and Publicity
5. VBS Music
6. VBS Secretary
7. VBS Refreshment director
8. Student Workbooks
9. Puppet Skits
10. Clip art for Decorating
11. Large flashcards to Make
12. Explaining the Shapes
13. The "10" in Hebrew
14. Craft Ideas
15. The OOPS Game
16. "Put in Order" flashcard Game

\*If you have questions about the materials, you may contact Ele Thompson.

Bible lessons  
on the  
**Ten Commandments**



For  
Kindergarten and 1<sup>st</sup> Grade

By: Ele Thompson

**\*Note:** These lessons were written for a 5-day V.B.S.  
Thus, the format of teaching two commandments  
per day.  
If you are planning to teach them in Sunday School,  
on Sundays, I would suggest separating them and  
teaching each commandment by itself, for ten weeks.

## **Bible lessons**

**K & 1<sup>st</sup>**

**Monday**

1. **Materials needed:** pictures, statue, musical instruments, 3 pieces of material for costumes, poster "God First", bean bags
2. **Bible story:** Daniel Ch 3 statue of Neb., 3 Hebrews not bowing down
3. **Concept to learn:** there is only one true God  
Love God more than anything else
4. **Bible verses for today:** Comm. 1 – "You shall have no other gods before me." Ex. 20:3      Comm 2 - "Don't bow down to idols." 20:4

### **Introduction:**

Read the following list to the class. Ask: What things are most important to you? When I call them off again (read 2<sup>nd</sup> time) stand up on the ones that are most important to you. (Stand up on 2 or 3 of them)

1. being good at sports
2. getting good grades at school
3. earning lots of money when I grow up
4. having lots of friends
5. having lots of great toys
6. loving and obeying God

Which one should be most important to us?

**Bible lesson:** Our Bible story today is from the book of Daniel, Ch 3. ( Put material for robes on 3 boys, have musical instruments ready for kids to make noise! And the big painted statue (idol)

Read the Bible dramatically of the people having to bow down to the idol. The three who won't bow down.

Question: Who bowed down to the idol? Who did not? Why didn't they?

## **Bible lessons**

**K & 1<sup>st</sup>**

**Monday**

1. Materials needed: pictures, statue, musical instruments, 3 pieces of material for costumes, poster "God First", bean bags
2. Bible story: Daniel Ch 3 statue of Neb., 3 Hebrews not bowing down
3. Concept to learn: there is only one true God  
Love God more than anything else
4. Bible verses for today: Comm. 1 – "You shall have no other gods before me." Ex. 20:3      Comm 2 - "Don't bow down to idols." 20:4

### **Introduction:**

Read the following list to the class. Ask: What things are most important to you? When I call them off again (read 2<sup>nd</sup> time) stand up on the ones that are most important to you. (Stand up on 2 or 3 of them)

1. being good at sports
2. getting good grades at school
3. earning lots of money when I grow up
4. having lots of friends
5. having lots of great toys
6. loving and obeying God

Which one should be most important to us?

**Bible lesson:** Our Bible story today is from the book of Daniel, Ch 3. ( Put material for robes on 3 boys, have musical instruments ready for kids to make noise! And the big painted statue (idol)

Read the Bible dramatically of the people having to bow down to the idol. The three who won't bow down.

Question: Who bowed down to the idol? Who did not? Why didn't they?

**Application:** You see, there is only one true God. And we are to worship him. We are not to worship or love other things more than God. We aren't to love money more than God. We aren't to love ourselves more than God. We aren't to love sports more than God. We aren't to love TV more than God. We aren't to love our toys more than God. Etc.

Class repeat after me: There is only one God. Let's pray together.  
Dear God, You are the only true God. I will love you more than anything else. I won't bow down to idols.

**Activity:** game "God first" poster, bean bags

Posterboard on the floor against the wall. Kids line up and try to hit the bulls eye – God first. Two tries. If they get it, they get to yell out "God first!" Discuss the things that we should not love more than God.

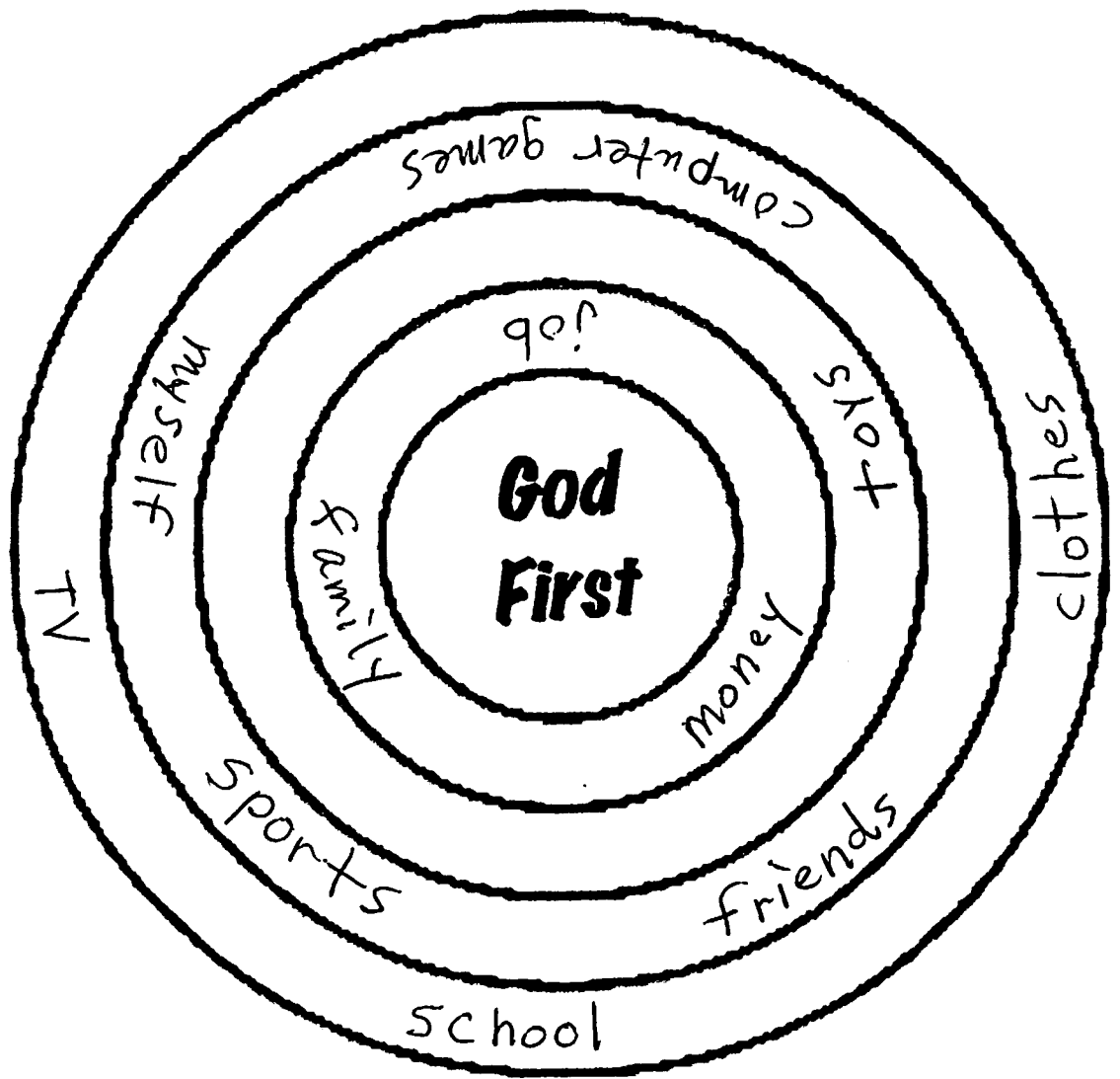
**Workbook coloring page:** color pg for comm.. 1 & 2.

**Memory verses:** Comm. # 1 – "You shall have no other gods before me."

Ex. 20:3 (use the flashcards)

Comm. # 2 – "Don't bow down to idols." Ex. 20:4

Take this "God First" target and enlarge onto a poster board. Write the things on it that the children can think of that we should not love more than God. To play: lay it on the floor, have two bean bags for the first child to slide in order to try to land on the bulls eye. If he or she does, they yell out, "God first!" Then the next child....



## **Bible lesson**

**K & 1<sup>st</sup>**

**Tuesday**

1. Materials needed: picture – child cursing, picture- kids at church, church
2. Bible story: Comm. 3 & 4. also Luke 13:10-17 Jesus heals a woman on the Sabbath
3. Concepts to learn: His name is powerful and we treat it with respect. We worship and respect God's name. We also set aside time to come to church on Sundays. God made one day a week for us to rest and worship him.
4. Bible verses for today: review yesterdays using flashcards  
Comm. 3 – “Don't misuse the name of the Lord”  
(Don't swear)  
Comm 4 – “Sunday is a special day”

### **Introduction:**

There are many names that are special. Your parents gave you a name because you are special. Class, raise your hand if you can tell me your full name? (middle name too) Let them tell you. Ask if they are named after anyone special. You might tell them what your name means if you know the origin and meaning of it.

Names are special. Let's think about how special the name of Jesus is:

### **Bible lesson:**

Jesus is a special name. God's name is special too. So we are to use God's name with respect. Never as a swear word. Have you heard people misuse God's name or Jesus' name, and say it as a cuss word? That makes God very unhappy. It is wrong to use God's names like that. God wants us to love and respect his names.

\*Show the picture of the girl swearing. God does not want us to be so angry that we misuse His special names.

Read comm.. # 3, Have the children hold up their right hand and make a pledge. (Discuss first) “I will not use God's name or Jesus' name as a cuss word. I will use them with respect in prayer and in singing.



We talked about God's special name. Now let's talk about God's special day!

How many of you know any special days during the year? Let's name some special days of the year: See how many they can think of: (Christmas, Easter, 4<sup>th</sup> of July, Thanksgiving, Valentines Day, our birthday, Mothers/Fathers Day)

We celebrate special things on special days. God made a special day of the week. Does anyone know which day of the week is God's special day? (Sunday) God gave that day a name. It is called the Sabbath. But we call it Sunday.

Our story: Luke 13:10-17 Read the story. Act it out if you'd like.

You see, the Pharisees made extra laws of what people could or could not do on the Sabbath. Jesus wanted everyone to praise God on the Sabbath day. The Bible tells us to rest on Sunday so our bodies won't be so tired. He didn't want us to work 7 days a week! The Bible also tells us to come to church on Sundays.

### **Application**

What do we do at church? Ask them to answer. (Learn Bible stories, sing, pray, color, give offering, see friends)

So how can we remember God on Sundays?

1. Get out of bed and come to church each Sunday
2. Rest in the afternoon
3. Listen to Christian music
4. Read my Bible
5. Pray
6. Visit family

\*Show the picture of the children at church singing. (Send home a copy for each child to color).

Closing story: "Carlos has the Lumpies"

It was Sunday morning and Carlos was still in bed. "I'm not going to Sunday School today, mom," Carlos said. "I've got the lumpies." His mom sat on his bed. "When grandpa has the lumpies, he means his bones are stiff and sore. It is very hard for him to walk and sit. Carlos, do your bones feel stiff?" "Nooo, said Carlos, but I still don't want to go to church." "I think you have a case of the lazies or crabbies. Why don't you come eat breakfast," mom said.

Carlos thought about missing Sunday School. He'd miss his teacher and friends. He'd miss the Bible story, the snack, and the singing. Carlos jumped out of bed and ran downstairs. "You're right mom," he said. "I don't have the lumpies – and the lazies are gone too!"

Question: What do you like best about going to church?

Prayer: Let's pray. "Jesus, I will obey you and keep Sunday a special, holy day. I will come to church on Sundays. Amen"

End: Everyone whisper with me "Jesus, your name is special. I love you Jesus. And I will keep Sunday special too!"


**Workbook coloring page:** for comm.. 3 & 4

**Memory verses:** Comm #3 – "Don't misuse the name of the Lord"  
(Don't swear) Ex. 20:7  
Comm #4 – Sunday is a special day. Ex. 20:8

Send home: coloring page of children singing in church



Let's praise Jesus!



You shall not misuse the name of the Lord your God.



You!  
\*?x  
+iix-  
~?ii!

## **Bible lesson**

**K & 1<sup>st</sup>**

**Wednesday**

1. **Materials needed:** picture of Jesus – age 12 at temple  
Puzzle of Eph. 6:1 – place pieces around the room  
Picture – child obeying
2. **Bible story:** Luke 2:41-51 Jesus, age 12, lost, at the temple  
Eph. 6:1 “Children obey your parents...”  
Comm. 5 & 6
3. **Concepts to learn:** God wants us to obey and respect our parents.  
He also wants us to respect life, and not take someones life.
4. **Bible verses for today:** review flashcards – comm.. 1 – 4  
Comm 5 – “Honor your father and your mother.”  
Comm 6 – “You shall not murder.”

### **Introduction**

Who is someone you think is super special? Have the kids name someone who is very special to them.

How do we treat people who are special to us? As I call off this list, you stand up if it is how to treat someone special. Sit down if it is not how to treat someone special.

Be polite  
Don't talk back  
Show up late  
Refuse to shake hands  
Listen when they talk  
Goof off, play around  
Say yes sir, yes ma'am  
Argue

**Bible lesson:** God gave us parents. They are special to us and God wants us to treat them with honor and respect. Let's see how Jesus treated his parents when he was 12 years old. Luke 2:41-51 (open Bible)

Every year Jesus traveled to Jerusalem with his family and neighbors for a big festival called the Passover. It was a long walk and took several days.

Mary & Joseph probably walked with other relatives. As I said, it took several days to get there. When the festival was over, and it was time to travel home, Mary couldn't find Jesus. They had already been walking home, and they couldn't find him.

Jesus had stayed behind in Jerusalem.

Mary & Joseph began looking among their relatives, but they couldn't find Jesus. So they came back to Jerusalem. They had looked for Jesus for three days!

Finally, they found Jesus. He was at the temple, where the people went to worship God. (like our church) Jesus was sitting with the teachers and talking to them about God! Everyone who heard Jesus was amazed at how smart he was! He was only 12 and he knew so much about God!

When his parents found him, Mary said, "Son, what did you do this for? Your father & I have been looking for you! We were worried about you!" Jesus said he had been there doing His fathers work. His parents didn't understand. But the Bible says that Jesus went home with them, and was obedient to them until he was grown. Jesus listened to his parents.

**Application:** God wants you children to obey and respect your parents. Here is a situation: Let's help this child know what to do:

1. Keith wants to go to his friends house right after supper. He and Billy want to play games outside before it gets dark. But mom says he has to clean his room and pick up all the toys first. What can he do?  
(kids answer)

Puzzle – Activity – Puzzle pieces already around the room. Have 9 kids get up and bring them back to the table. Have the other kids put the puzzle together. (It is a long rectangle) Verse is Eph 6:1 "Children obey your parents in the Lord for this is right."

\*\*Have the children each tell you one thing they can do this week to obey and respect their parents.

## **Commandment 6**

God commands us not to kill someone on purpose. We don't have the right to take someone's life. Life is very precious. In the book of Genesis, the story of Adam & Eve, they had two sons at first. Their names were Cain and Abel. Does anyone know what happened? (Cain killed his brother)  
(Read Gen. 4:8-11)

God was very upset. He made it hard for Cain to earn a living. God made it a law that we are not to kill another person.

Question: Why do people kill someone else? (anger, jealousy, etc.) Being that angry is not pleasing to God. We want to obey God's laws, so we will never kill anyone. We should not play video games that kill someone either.

Prayer: God, I will respect and obey my parents. And I will never kill anyone. You gave us families and people to love. I will treat them all with respect and kindness. Amen

**Workbook coloring pages:** Comm. 5 & 6

**Memory verses:** Comm. # 5 – "Honor your father and your mother."  
Ex. 20:12  
Comm. # 6 – "You shall not murder." Ex. 20:13

**Send home** the coloring page of mom and son carrying grocery bags.

**“Children, obey your  
parents in the Lord,  
for this is right.”**

**Ephesians 6:1**





## **Bible lesson**

**K & 1<sup>st</sup>**

**Thursday**

1. **Materials needed:** a wedding picture  
Hematite magnets  
3 objects for Achan story – shirt, silver & gold coins
2. **Bible story:** Comm. 7 & 8  
Joshua 7:1-26 Achan steals, disobeys
3. **Concepts to learn:** God wants us to love our husband or wife all our life and be faithful to them. God also expects us to never take things that don't belong to us unless they are given to us.
4. **Bible verses for today:** (review comm. 1-6 with flashcards)  
Comm 7 – “You shall not commit adultery”  
Comm 8 - “You shall not steal”

**Commandment #7:** Introduction: show a wedding picture. Explain. God planned for a husband and wife to get married and then love each other all their lives. God wants married couples to love each other all their life. But sometimes bad things happen. Couples forget to love, they argue and sometimes get a divorce. This is very sad. You probably know a mom and dad who this happened to. God wants moms & dads to love each other. They are not suppose to love another person they aren't married to.

This is the only commandment out of the 10 that you don't have to worry about until you grow up!!

**Prayer:** God, please help my mom & dad to love each other. And when I grow up and get married, help me to love my marriage partner all my life. Amen.

### **Commandment # 8 “Don't steal”**

**Introduction:** **Story:** Eric was at his friends house. They were playing and having great fun. Eric saw his friend Billy's hematite magnets laying on the dresser. Billy had so many toys! His room was full of them! Eric wished he had magnets like that to play with. His parents didn't have the money to

buy him all the things Billy had. A thought came to his mind. "Just pick them up and put them in your pocket. Billy won't miss it. He won't know who took them. He's not looking anyway, he's outside." So Eric picked up the hematite magnets and put them in his pocket.

Was this stealing? Why was it wrong for Eric to take the magnets?

**Bible lesson:** Joshua 7:1-26 God commands us not to steal. We don't have the right to take anything that does not belong to us. In the Bible, a man named Achan stole three things. God had told them not to take anything. But he saw some things he really wanted, so he disobeyed and took them. He thought no one was looking. But God saw him do it! Achan took the beautiful garment, 200 pieces of silver, and a wedge of gold. We will use this shirt, silver & gold coins to represent what he took. He buried them under the dirt or ground of this tent where he lived.

**Question:** Why do you think Achan buried the 3 things he took?

What do you think he was thinking about when he buried them?

Achan ended up telling Joshua the truth of what he had done. Achan was killed for stealing them. Today, what kind of trouble do we get into for stealing? Let's say we took a notebook at school that belonged to someone else. What trouble would we get into? (kids answer) What if we took 5 cookies out of the cupboard when mom said no? What if someone older took a car from a parking lot?

**Application: story**

Ashley was standing in line at Walmart with her mom. They were waiting in line to be checked out at the cash register. Ashley was standing beside the shelves of gum and candy. She looked at it all. Her favorite was there, Bubble Yum, bubble gum flavored! She wanted some. "Mom, can you buy me this gum?" "No, honey," mom said, "we've got enough to pay for in this cart." I was disappointed. Then a thought came to my mind. I'm standing here, real close to the gum. No one would even see me if I took one pack and quick put it under my shirt. ... Then another thought came to my mind. Yes, but that would be stealing. And God tells us we are never to steal anything. ... I smiled up at mom, no, not me, I will never steal anything! I want to make God happy and my parents proud. So I looked at the gum again. I thought. I'll buy you at the end of the week, when I get a dollar for helping do chores. Inside I was happy because I had done what was right.

**Prayer:** Help all the children, Lord, to be honest. Help them to choose to never steal anything that does not belong to them. Amen

**Workbook coloring page:** Comm. 7 & 8

**Memory verses:** Comm. # 7 – “You shall not commit adultery.” Ex. 20:14  
(You might want to say – Love your husband or wife.)  
Comm. # 8 – “You shall not steal.” Ex. 20:15

## **Bible lessons**

## **K & 1<sup>st</sup>**

**Friday**

1. **Materials needed:** picture telling a lie  
objects for coveting (see lesson)
2. **Bible story:** Gen. 12: 10-20 Abraham & Sarah (lies that she's his sister)  
I Kings 21 King Ahab takes Naboth's vineyard
3. **Concepts to learn:** God wants us to always tell the truth.  
God wants us to be happy with the things we have. (such as our toys, house, etc)
4. **Bible verses for today:** review comm.. 1-8 with flashcards  
Comm 9 - Tell the truth ("You shall not give false testimony against your neighbor.")  
Comm 10 - "You shall not covet."

### **Commandment 9 Tell the truth!**

**Introduction:** I'm going to read you a story. You tell me whether the girl told the truth or not.

Everyone at school was seated, doing their work. Chrissy had a new pencil she had gotten for her birthday. It was pink & purple and has sparkles on it. She set it down on her desk and asked the teacher if she could go to the bathroom. While she was gone the girl who sits beside her picked up the pencil and hid it in her desk. When Chrissy came back, her new pencil was gone! She was upset and told the teacher. The teacher asked the other girl if she saw where Chrissy's pencil went. "I don't know where it is," she said.

**Did she tell the truth? No!**

Let's look at our Bible lesson and read of someone else who didn't tell the truth.

**Bible:** Genesis 12:10-20 Read this from the NIV. Abraham asked Sarah to lie. He was afraid they would kill him so they could have his beautiful wife. She was taken to the palace of Pharaoh. Then God had to step in and let the truth come out. She was his wife, not his sister.

The Bible says that liars will go to hell because God will not allow anyone who tells lies to go to heaven, unless they have asked for forgiveness.  
God wants us to tell the truth!

### **Application**

Bobby was playing in the yard. His dad asked him to go to the car and get the bag on the back seat and bring it in the house. He said to be careful not to drop it. So Bobby opened the car door and picked up the bag. But as he tried to shut the door of the car, the bag slipped and dropped on the garage floor. He picked everything up that fell out, and took it into the house. Later his dad asked him about the brown envelope. It was missing. His dad asked, "Do you know where it is?" "No," Bobby said, "I don't know." "Where could it have gone?" dad asked? Bobby didn't want to get in trouble, but he knew he had dropped the bag. Maybe he missed seeing it and didn't pick it up. So he told his dad what happened. They went and looked, and sure enough, it was under the car.  
Did Bobby tell the truth?

Prayer: God help me to always tell the truth, even when I'm afraid I'll get in trouble. Amen.

### **Commandment # 10** "Be happy with what you have." Don't covet!

Intro: Have a bag of "things" that kids might be tempted to covet. A Play station video game, roller skates, expensive jacket, fancy clothes, doll, baseball that's been signed by someone famous, etc.

Have you ever wished you could have everything your friends have? Oh, I wish I had.... (show all the objects) All the while saying things like "I've just got to have that!"

Now, it's not wrong to wish you had some of these things. We all do it. But it is wrong to be so greedy and hungry for them that we would do something bad to get them, and we act like we have to have them. If we act like we can't live without them, or we can't be happy unless we have them, that is coveting, and God says not to covet.

**Bible lesson:** I Kings 21 King Ahab coveted. He was a king. He probably had the most beautiful gardens and vineyards anyone could have! But he saw a man named Naboth's vineyard, and he wanted it. (vineyard is a place where grapes grow to make wine.) Naboth's family had owned this vineyard for years, and he was not interested in selling it. But King

Ahab wanted it. He wanted it so bad that he and his wife planned a plan to get rid of Naboth. They took him to court, told lies about him, and had him killed. Then they took his beautiful vineyard. God sent the prophet to tell Ahab that God was going to punish him for coveting and killing. And he died.

**Application:** Questions: Why would the king have to have another garden when he already had gardens? Why did he need another one? How can we be happy with the things we have when we see other things we want?

Prayer: God, please help me as I grow up to be happy with the things I already have. Help me not to act like I have to have this and have to have that. I thank you for the things I already have. Amen

**Workbook coloring page:** Comm. 9 & 10

**Memory verses:** Comm. # 9 – “Don’t lie, tell the truth” Ex. 20:16  
Comm. # 10 – “Be happy with your own things.”  
(Don’t covet) Ex. 20:17

**Send home** the coloring page of child who broke the lamp.



I can do what's right. I can tell the truth.