

**THE TEN  
COMMANDMENTS**

**EXODUS 20**

## **Make large flashcards to learn the 10 commandments!**

Here's how:

1. Print out a set of the following 12 pages on white paper.
2. Color them with bright colors.
3. Buy several bright poster boards.
4. Cut the poster board 9 inches by 11 inches. You will need 12 cut pieces. (Ten for the 10 commandments, one for a cover sheet, one for the New Testament commandment.)
5. Glue the colored figures onto your poster board flashcards.
6. On the back side of the poster board, glue on the words to that commandment from the Bible.
7. Laminate them.
8. Store in a large envelope!
9. Use the flashcards each day for review, to help the kids learn their ten!
10. You can also run off another set, let the kids color them, glue them to construction paper, and put on the walls for decorations!




**st**





**God**

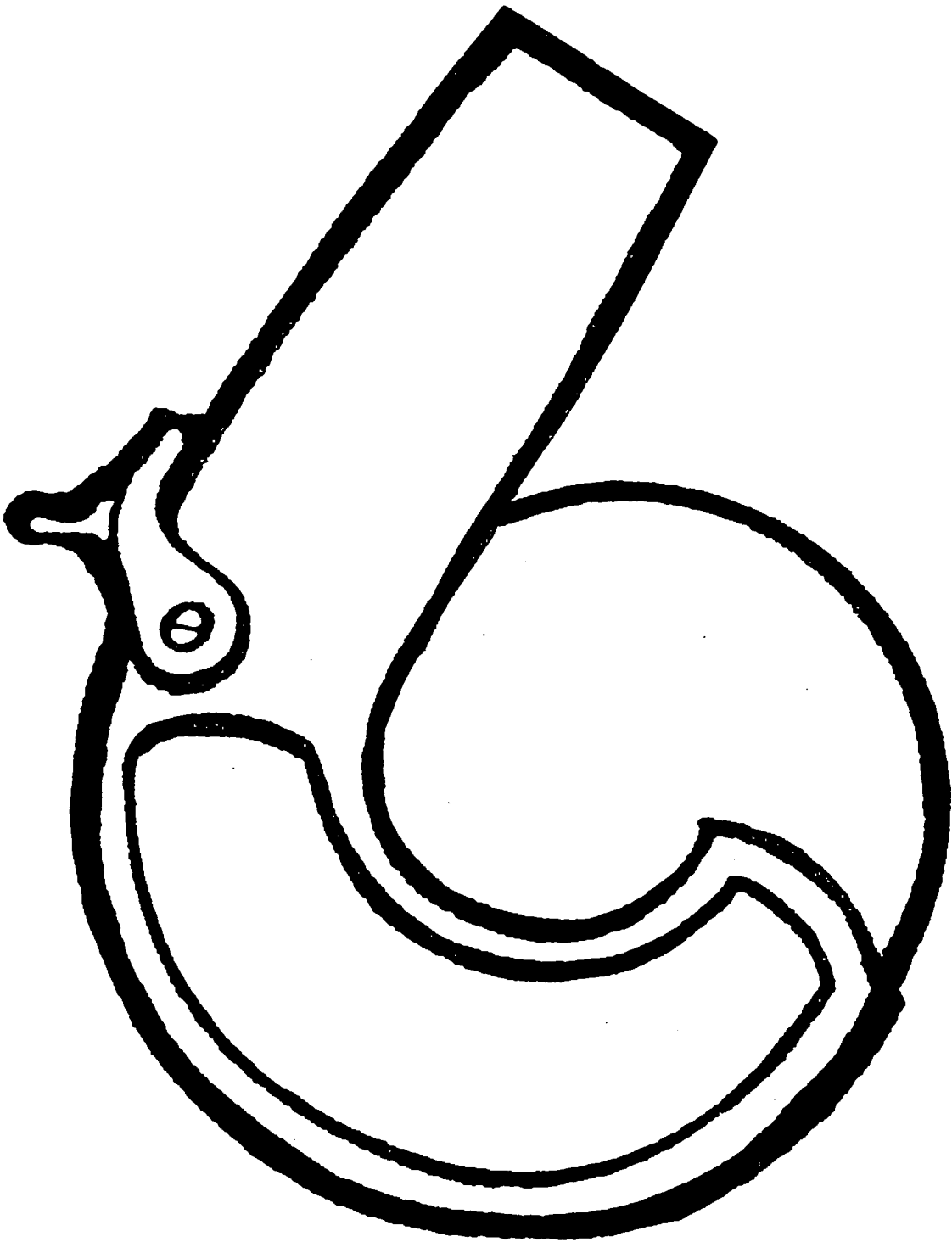






**get**




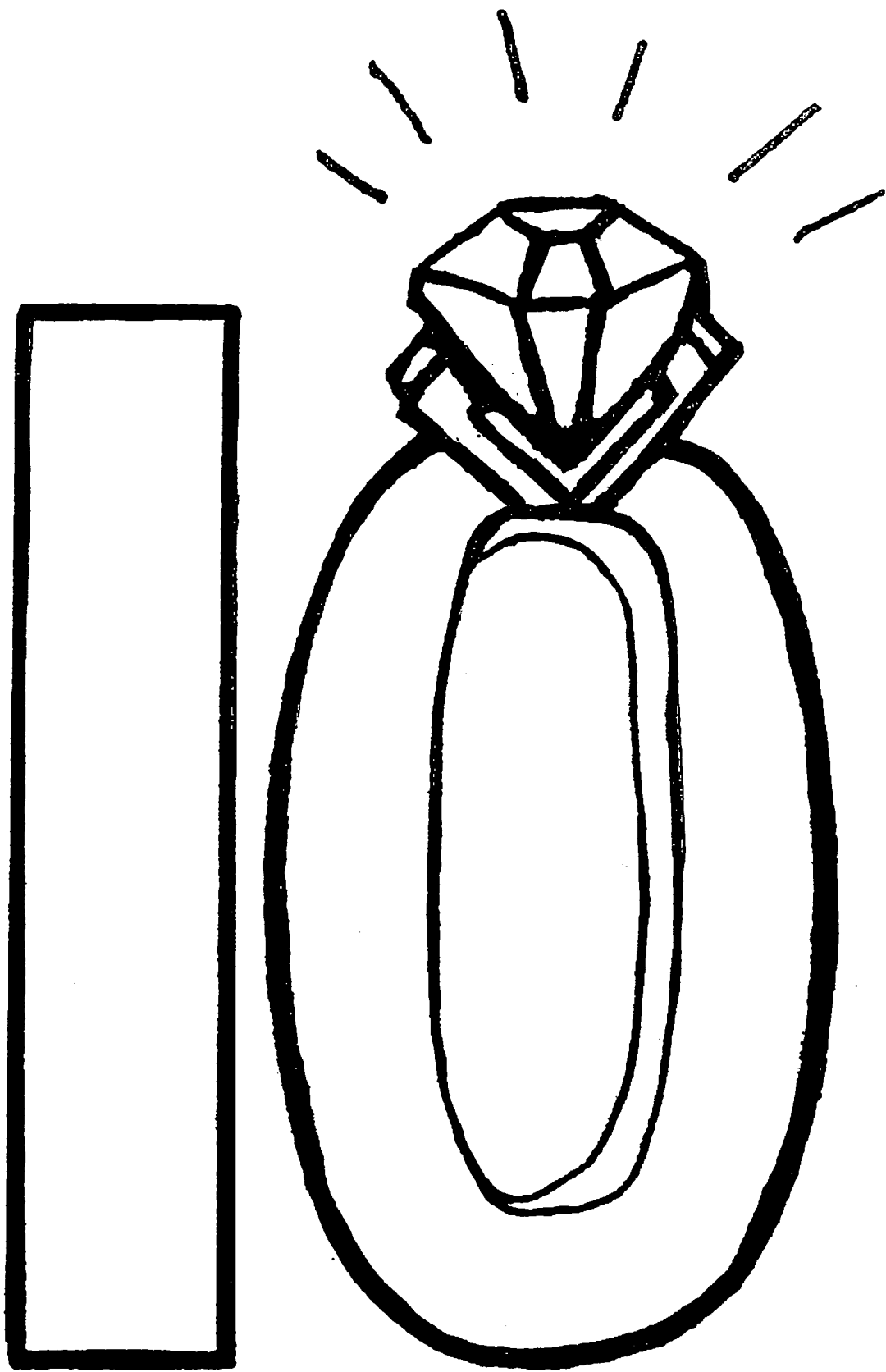














Color and cut out. Then glue on 9 X 11 poster board. Put verse on the back. (Lk. 10:27)

**NEIGHBOR  
AS YOURSELF**



## **The Ten Commandments**

Print out the Scriptures here. You may want to enlarge them. Then glue each one on the back of the flashcard with the corresponding commandment.

1. "You shall have no other gods before me." Exodus 20:3
2. "You shall not make for yourself an idol... You shall not bow down to them or worship them...." 20:4
3. "You shall not misuse the name of the Lord your God..." 20:7
4. "Remember the Sabbath day by keeping it holy." 20:8
5. "Honor your father and your mother..." 20:12
6. "You shall not murder." 20:13
7. "You shall not commit adultery." 20:14
8. "You shall not steal." 20:15
9. "You shall not give false testimony against your neighbor." 20:16
10. "You shall not covet..." 20:17


## **The Greatest Commandment:**

Mark 12: 29-31


"The most important one, answered Jesus, is this: "Love the Lord your God with all your heart and with all your soul and with all your mind and with all your strength."

The second is this: "Love your neighbor as yourself."

(NIV)



**God**



**get**

**"You shall not misuse the name of the Lord your God..." Ex 20:7**

**"Remember the Sabbath day by keeping it holy." Ex 20:8**



## **Bible Memorization!**

1. The following pages contain:
  - a. Bible memorization ideas (3 pages)
  - b. Memory verse take-home paper (to give out to the students)
  - c. The verses we learned each day. (two verses per day)  
Verse paraphrases for the younger children.
  - d. Larger copies of the verses to put up front while memorizing them.

## Bible Memorization Ideas

1. Have two children come up front and stand facing each other, about five feet apart. They throw the koosh ball back and forth, while **everyone** says a word of the verse each time the child throws the ball.
2. Use a metronome, saying one word per tick. Variations: Bounce a beach ball, saying a word on each bounce. Jump rope, saying one word per jump.
3. Write out the verse on the chalkboard. Say the verse. Choose a child to come up and erase a word, with all the other children keeping their eyes closed. They open their eyes and say the verse. They have to say it remembering the word that is now gone. Keep choosing children to come up and erase a word while the others have their eyes closed. Then they look up and say the verse again, remembering the missing words, until the whole verse is gone, and they can say it with an empty chalkboard!
4. Count how many words there are in the verse. Have individual small flashcards with that many numbers on them. Hold up a number. The children have to use their fingers, and say the verse to themselves to figure out which word of the verse is that number. (They start with the first word being number one.) You would play this game after the children have learned the verse pretty well.)
5. The alphabet game. Take the first letter of each word in the verse and put them on flashcards, one letter per card. (Do this before class) Hold up a letter of the alphabet. The children have to shout out what word of the verse begins with that letter. You could have girls against guys or teams competing for who is fastest.
6. Write all the words of the verse on flashcards, one word per card. Mix them up. Time the team or child who can put the words of the verse in the correct order the quickest. (on a table, or even the floor!)
7. Have two large papers, for two teams. On both of the papers, write out the verse using only the first letter to each word. The two teams are given a pen and the paper, to see who can write out the verse the fastest. Each child writes one word and then passes it on.

y	o
s	g
h	b
n	m

y - You  
s - shall  
h - have  
n - no  
o - other  
g - gods  
etc.

8. Put the verse to a tune and sing it!
9. Say the verse with different voice changes. Examples: Say the verse in a high pitch or low, say it loud, or in a whisper, say it with an accent....etc.
10. Have an activity sheet with the verse on it. Unscramble the words or fill in the blank
11. Have the verse up front. A child comes and stands behind the verse (where they cannot see the verse.) Another child takes down one word, or erases one word. Everyone says the verse aloud together, leaving out the missing word. The child behind the verse has to say what word they left out.
12. Get popsickle sticks and place two together. With a permanent marker, write out the first word of the verse across the two sticks. Do so for each word of the verse. Then mix up the whole pile. Time the children to see who can match all the halves together to make words and put the words in order.
13. "Hold out your fists". With the children in a circle, have them all hold out both fists. The leader, in the center, will tap each fist, saying one word of the verse as they tap each fist, around the circle. Select one word of the verse that is "it." The child's fist that you tap when saying that word is out, and they have to put that hand behind their back. Keep going around the circle until there is only one fist left. The winner! (If the verse is long, select two words that are "it.")
14. After the children have learned the verse, do a "hot potato" game. Everyone in a circle. One child passes a potato as music is played. When the leader stops the music, the child holding the potato says the verse by himself. If they do it correctly, they get a prize!
15. "Hot n Cold" game - Select a small object. Have one child go hide their eyes in another room, if possible. Have another child hide the object. Only the object has to be showing, it cannot totally be hid from view. All the children need to see where the child placed the object in the room. Now, say "Ready" and have the child who was hiding come back into the room, walking slowly. The rule is, the child needs to keep moving. The other children will say the verse together, starting out in a whisper. As the child gets closer to the place where the object is, the volume of saying the verse goes up. When the child is really close to the object, the children should be saying the verse very loud. That's how the child knows where to find the object, and should see it, and pick it up. Then it's someone else's turn!

16. Use body movements. Eg. - hop one step forward for each word you say, hopping across the room to say the whole verse. Say the verse standing on one foot. Say the verse with your eyes closed. Say the verse with your hands on your head. Say the verse pinching your nose. Say the verse kneeling. etc.
17. Younger children - Have a cute stuffed animal. Each child gets a turn to hold the stuffed animal, while they, along with the others say the verse.

(Many of these ideas come from Kathy Cook, Circleville, Ohio)

for students to take home  
memory paper

## **The Ten Commandments**

1. "You shall have no other gods before me." Exodus 20:3
2. "You shall not make for yourself an idol... You shall not bow down to them or worship them...." 20:4
3. "You shall not misuse the name of the Lord your God..." 20:7
4. "Remember the Sabbath day by keeping it holy." 20:8
5. "Honor your father and your mother..." 20:12
6. "You shall not murder." 20:13
7. "You shall not commit adultery." 20:14
8. "You shall not steal." 20:15
9. "You shall not give false testimony against your neighbor." 20:16
10. "You shall not covet..." 20:17

## **The Greatest Commandment:**

Mark 12: 29-31

"The most important one, answered Jesus, is this: "Love the Lord your God with all your heart and with all your soul and with all your mind and with all your strength."

The second is this: "Love your neighbor as yourself."

(NIV)

## The Ten Commandments

Preschool through K

1. ( "You shall have no other gods before me." ) Ex 20:3  
Simplify to "only one God" or "Love God first, before anything else."  
*M*
2. "Don't bow down to idols" 20:4  
(You shall not make for yourself an idol... You shall not bow Down to them or worship them...)
3. " Don't swear" or "Jesus name is special" 20:7  
( "You shall not misuse the name of the Lord your God..." )  
*T*
4. "Sunday is a special day." 20:8  
( "Remember the Sabbath day by keeping it holy." )
5. "Honor your father and your mother." 20:12  
*W*
6. "You shall not murder." 20:13
7. "You shall not commit adultery." 20:14  
( might want to say "love your husband or wife" )  
*Th*
8. "You shall not steal." 20:15
9. "Don't lie, tell the truth." 20:16  
( "You shall not give false testimony against your neighbor." )  
*E*
10. "Be happy with your own things" 20:17  
( "You shall not covet..." )

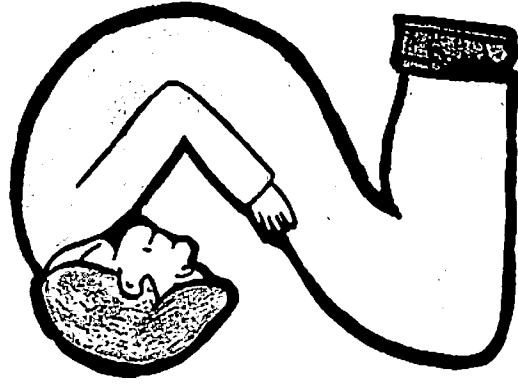
( ) is for the verse directly from the NIV Bible



**st**


**"You shall have no other  
gods before me."**

**Ex. 20:3**




**"You shall not make for  
yourself an idol... You  
shall not bow down to  
them or worship them..."**

**Ex. 20:4**



**"You shall not misuse  
the name of the Lord  
your God....!"**

**EX. 20:7**

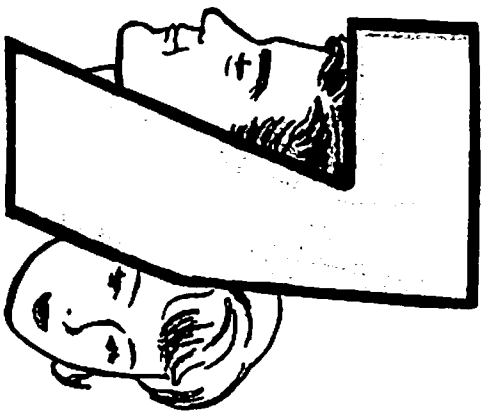


**"Remember the Sabbath  
day by keeping it holy."**

**EX. 20:8**

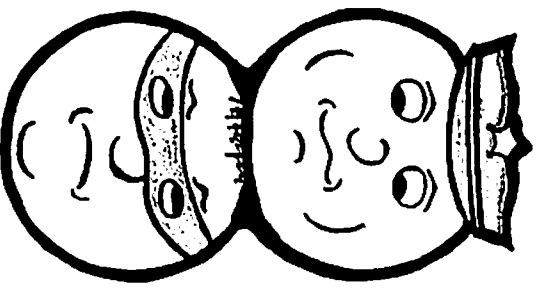
**get**






**"You shall not  
commit adultery."**

**EX. 20:14**




**"You shall not steal."**

**EX. 20:15**




**"Honor your father  
and your mother..."**

**EX. 20:12**



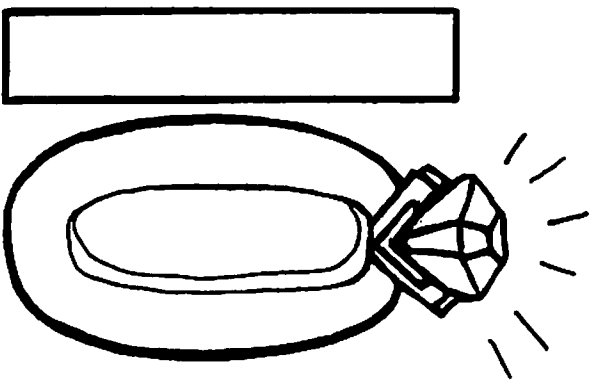
**"You shall not murder."**

**EX. 20:13**



**"You shall not give  
false testimony against  
your neighbor."**

**EX. 20:16**



**"You shall not covet."**

**EX. 20:17**

# Why Go?

by Mike

*Why should we go to Sunday School?*

**Materials:**

Baseball Cards  
Head Phones & Walkman type radio  
One child as the Narrator.  
Four children to act out the story.

**Duration:**

Approximately 7 minutes



**Topics:**

Knowing God, Priorities

**Target Age:**

Grades 1 2 3 4 5

[Click here for Skit only](#)

**Preparation:**

None

- Narrator** Our story unfolds with two children walking down the sidewalk, as they come upon another friend, Frank, sitting on his front steps.
- Frank** Hi guys, what are you up to?
- Chris** We're on our way to church and Sunday school.
- Frank** I believe in Jesus and I go to church sometimes, but Sunday school takes up too much of my valuable time.
- Tim** So what are you up to Frank?
- Frank** I'm checking out my baseball cards. This is my favorite player, Johnny Lighting. His batting average is 290, bats and throws right handed, was born 3/11/67 in Bloomington Indiana. He loves cheese pizza and hamburgers. You know, I use his batting style, when I play little league baseball.
- Chris** Frank, you say you believe in Jesus. Do you know His stats?
- Frank** What do you mean?
- Tim** You know, where He was born, who were His disciples, name some of His miracles, what type of food He ate, and how He died.
- Frank** Ahhh, I think one of His disciples was named Noah.
- Chris** Wrong answer, . . . . . When we stand before God what do you think will matter the most, knowing baseball stats and maybe being a good ball player or knowing Jesus and sharing the Good News with others?
- Tim** One day your cards will probably be sold in a garage sale for a few dollars. If you follow

Jesus, you could be storing up treasure in Heaven. Now that's the way to spent your valuable time!

**Frank** Gee I never thought of it that way... Care if I join you in Sunday School?

**Chris & Tim** Good choice, let's go!

**Narrator** The three children continue on their way to Sunday school when they see their friend Amy listening to music.

**Amy** Hi guys, what are you up to?

**Frank** We're on our way to church and Sunday school.

**Amy** I believe in Jesus and I go to church sometimes, but Sunday school takes up too much of my valuable time. I'd rather listen to this new band called.....

**Frank, Tim & Chris** Laugh, here we go again....

**Narrator** As the story ends our three friends explain to Amy how important it is to go to Sunday school. How it's important to spent time with God and to learn as much as we can about Him. How can we follow Him if we don't know much about Him? If we don't learn about God, how can we tell others about Him and His wonderful love? Sunday School is a place for young and old to learn more about God. It's also a great place to make good friends!